



SAVITRIBAI PHULE PUNE UNIVERSITY

सावित्रीबाई फुले पुणे विद्यापीठ

॥ यः क्रियावान् स पण्डितः ॥

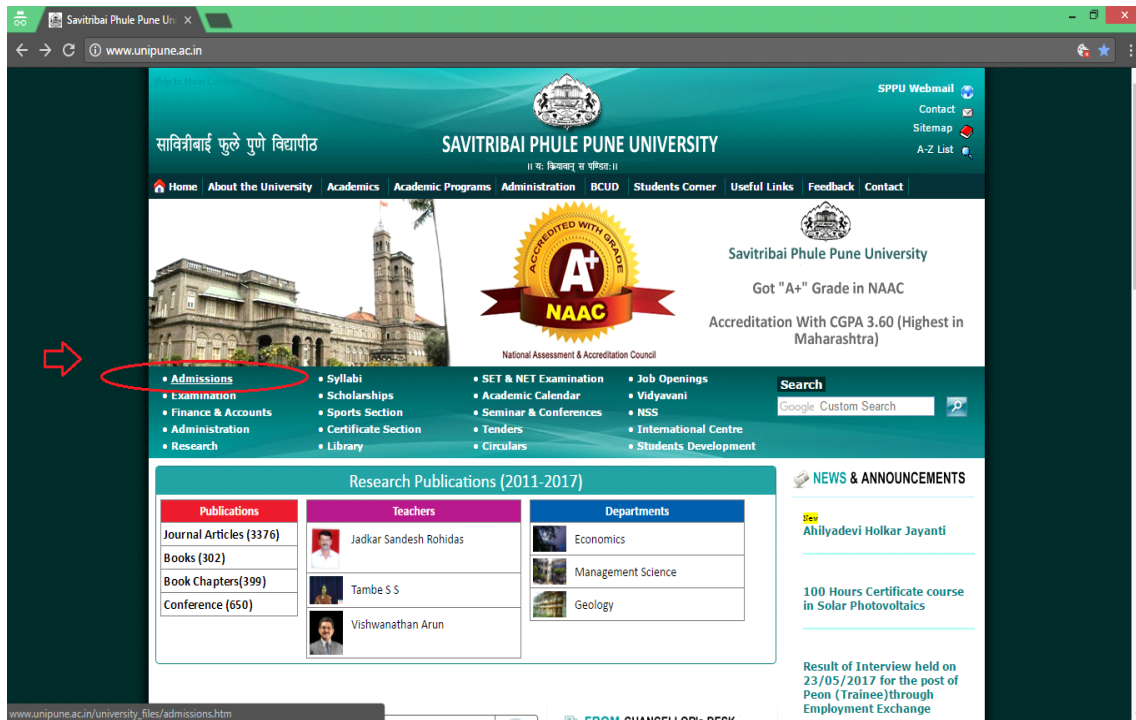
# Campus Common Entrance Platform (CCEP) - User Manual

[Savitribai Phule Pune University,](http://www.savitribai-phule-pune-university.ac.in)

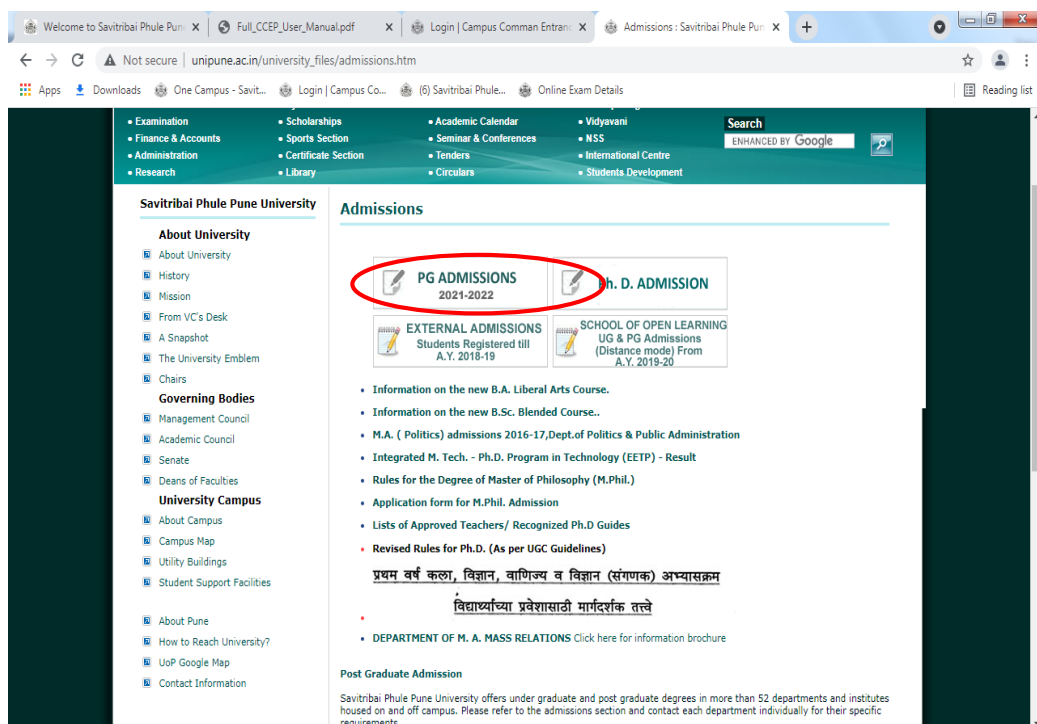
Pune 411 007

## User Manual For Campus Common Entrance Platform (CCEP) Academic Year 2021 - 2022

- Enter the following URL into browser: [www.unipune.ac.in](http://www.unipune.ac.in) & click on Admission Link



- Click on 'PG ADMISSIONS 2021-2022'



For Technical queries mail us from your registered e-Mail address at - [cspsupport@pun.unipune.ac.in](mailto:cspsupport@pun.unipune.ac.in)  
OR call us at 020-2569232 / 020-71533899

## User Manual For Campus Common Entrance Platform (CCEP) Academic Year 2021 - 2022

- Now you are on [Campus Common Entrance Platform\(CCEP\) 2021-2022](#) Page

The screenshot shows the login page of the Campus Common Entrance Platform (CCEP). The page has a dark blue header with the university logo and name. A navigation menu on the left includes 'Login', 'Registration', and 'Forgot Password'. The main content area is divided into two columns. The left column contains a login form with the following elements: a 'Login' heading, two red error messages ('\* User ID Username Required.!!' and '\* Password Password Required.!!'), an 'Email ID' input field, a 'Password' input field with a 'Show Password' checkbox, a CAPTCHA image with the text 'UPYxx2' and 'CAPTCHA is case sensitive', and an 'Enter Above Captcha' input field. Below the form is a blue 'Login' button, a link for 'Don't remember Password? Forgot Password', and a link for 'Don't have an account? Register Here'. The right column is titled 'Recent Updates' and contains four numbered items with red text and blue 'View Notification' links. At the bottom, there are two sections for exam schedules: 'Schedule of Post Graduate / Graduate / Integrated / Interdisciplinary Courses (Online Entrance Exam) For Academic Year 2021-2022' and 'Schedule of Diploma & Certificate Courses (Online Entrance Exams) For Academic Year 2021-2022'.

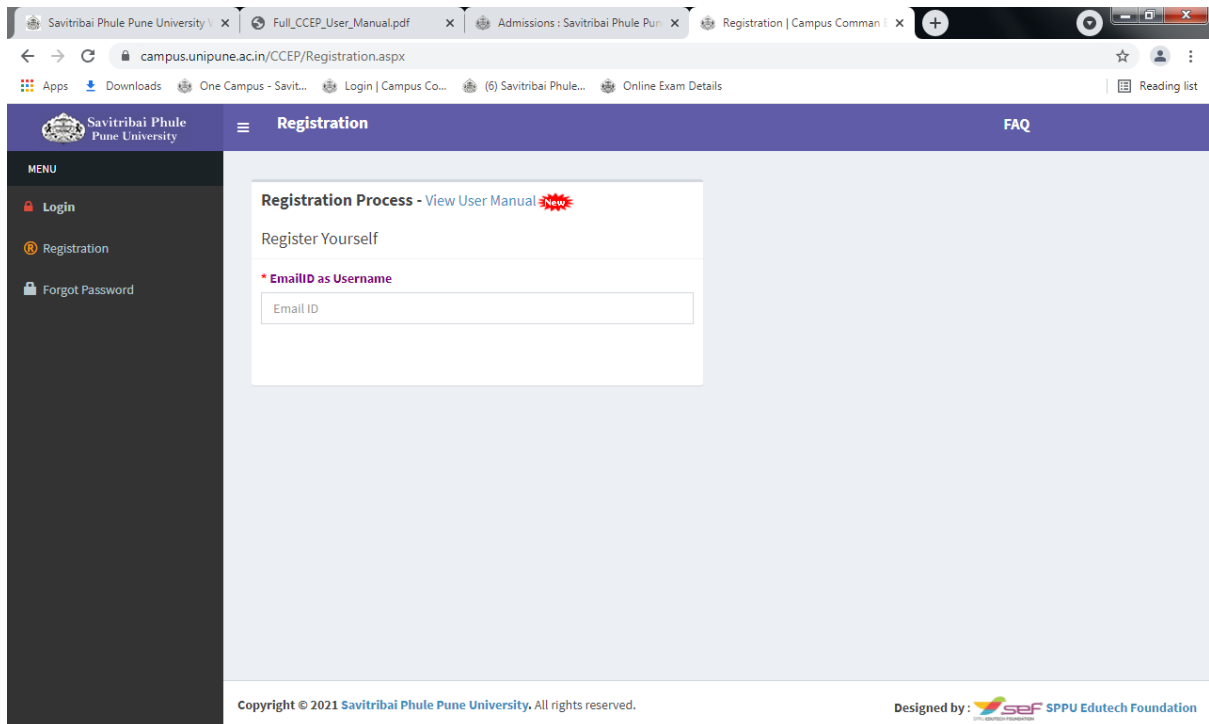
- First you have to register yourself on CCEP Portal
- So Click on [‘Register Here’](#) link

This screenshot is identical to the one above, but with a red circle and arrow highlighting the 'Register Here' link in the login form. The 'Register Here' link is located at the bottom of the form, below the 'Forgot Password' link. The 'Recent Updates' section now shows five items, with the fifth item being '5. Ordinance 181-A View Notification'. The 'Register Here' link is circled in red, and a red arrow points to it from the right.

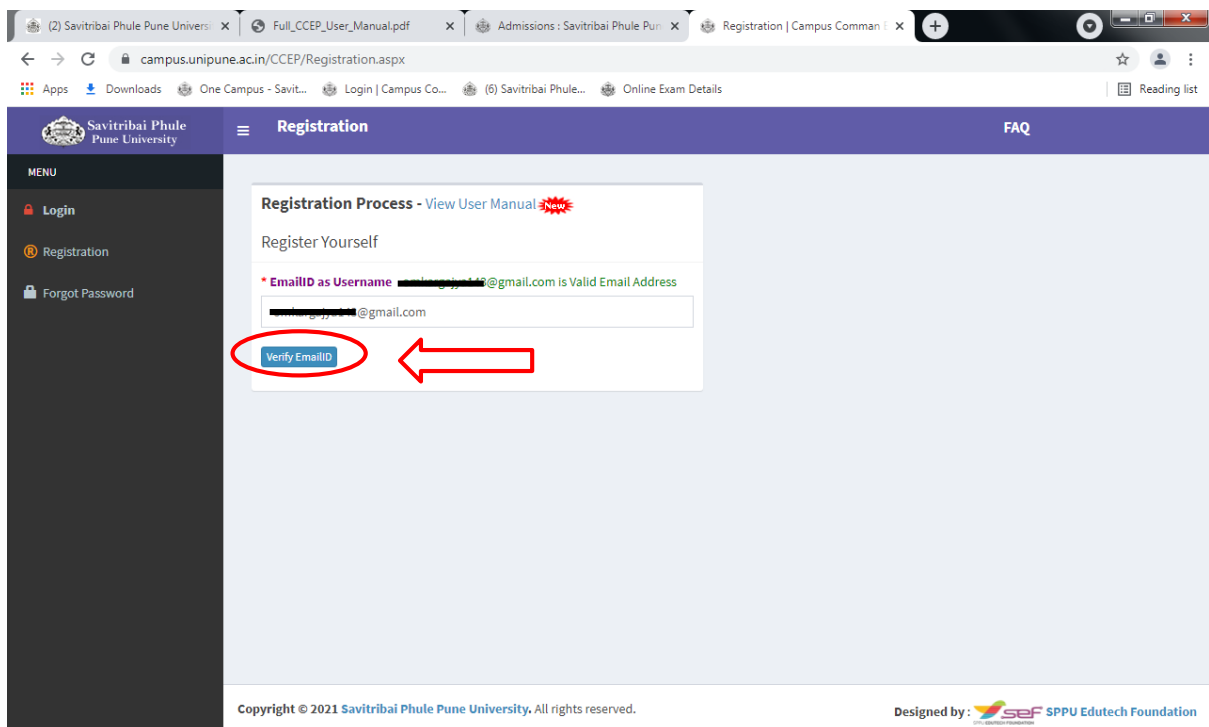
For Technical queries mail us from your registered e-Mail address at - [cspsupport@pun.unipune.ac.in](mailto:cspsupport@pun.unipune.ac.in)  
OR call us at 020-25699232 / 020-71533899

## User Manual For Campus Common Entrance Platform (CCEP) Academic Year 2021 - 2022

- Fill the valid details like E-Mail ID which will be used for notifications and communication purpose.

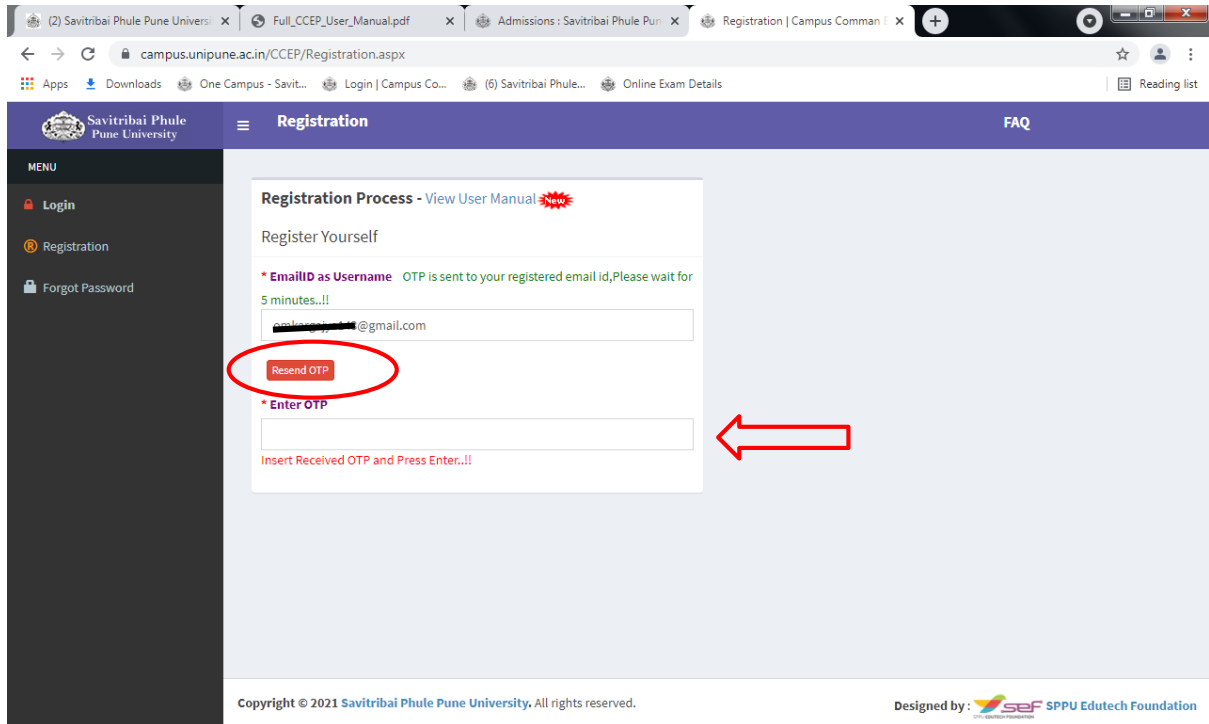


- Enter the valid Email-Id and click on **Enter** button.
- After that message will appear on screen, if email id is valid or invalid.
- If entered Email id is valid then click on '**Verify Email ID**'. Button.

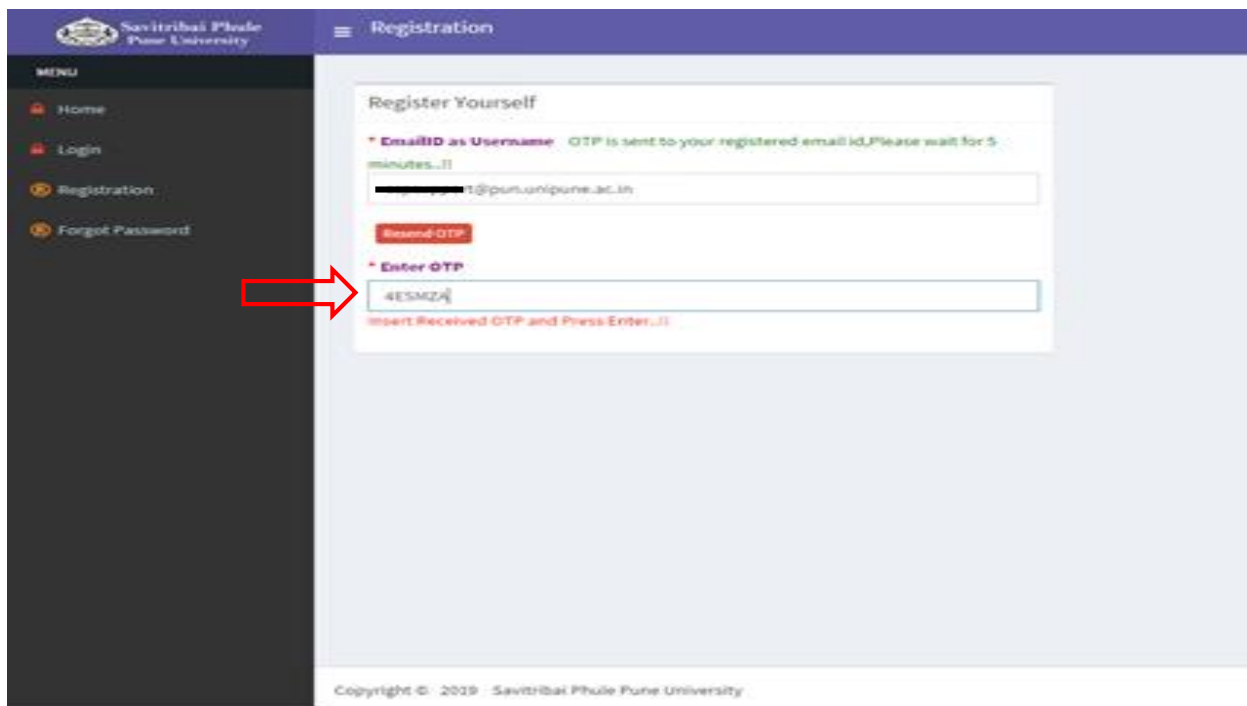


## User Manual For Campus Common Entrance Platform (CCEP) Academic Year 2021 - 2022

- OTP will be sent to your register email id. If you do not receive OTP then click on **'Resend OTP'** button.

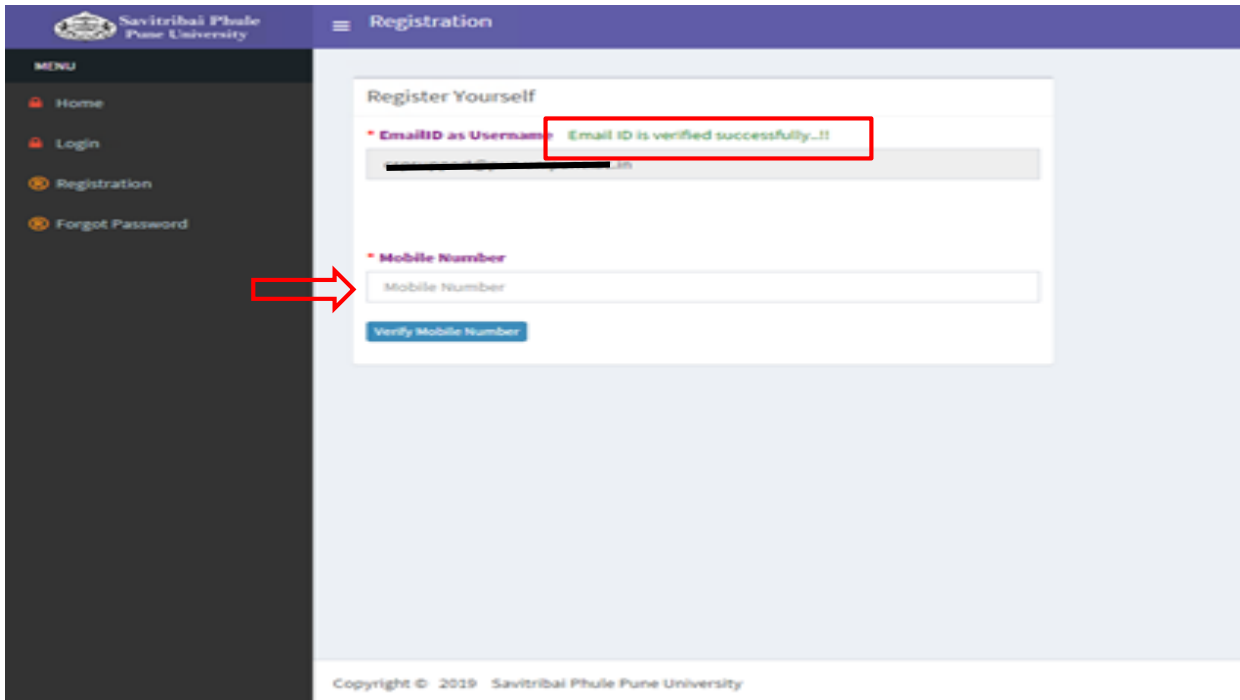


- Please wait for OTP, it will take some time
- When you receive OTP, enter it and click on **Enter Tab**



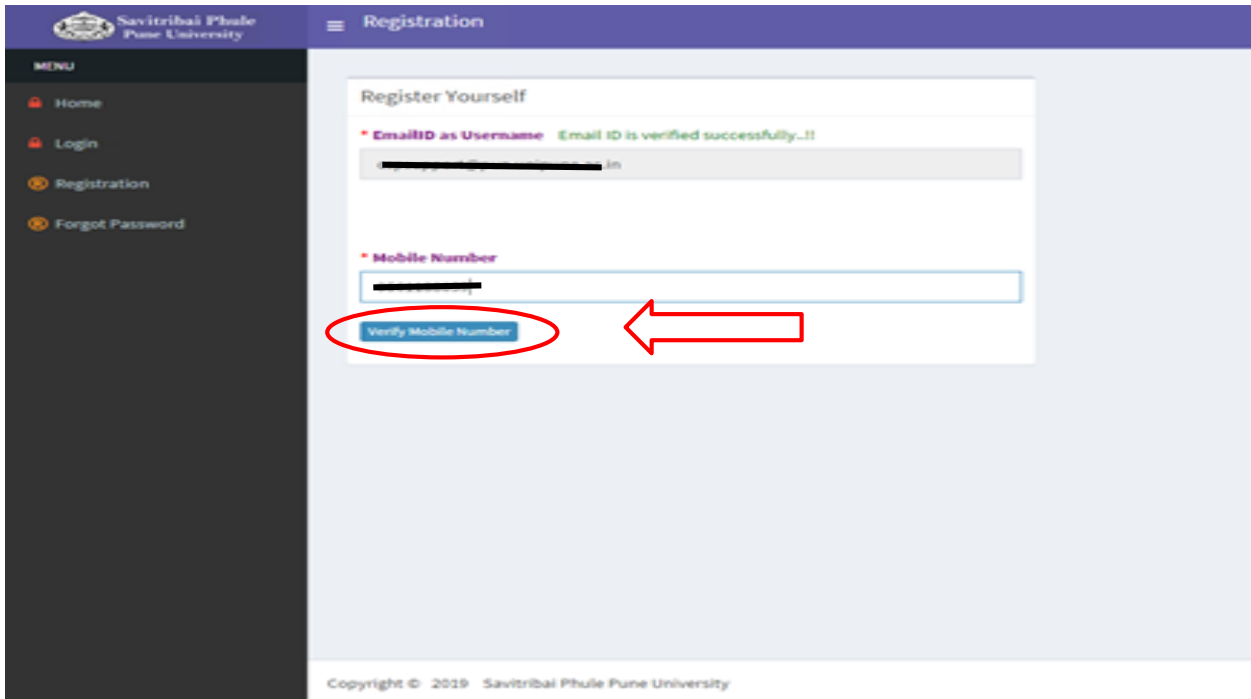
## User Manual For Campus Common Entrance Platform (CCEP) Academic Year 2021 - 2022

- You will get message on same screen **'Email ID verified successfully'**.
- Now you have to enter your current Mobile no.



The screenshot shows the 'Registration' page of the Savitribai Phule Pune University. The page title is 'Register Yourself'. A message box at the top indicates 'Email ID as Username: Email ID is verified successfully..!!'. Below this, there is a 'Mobile Number' input field with a red arrow pointing to it. A 'Verify Mobile Number' button is located below the input field. The left sidebar contains a 'MENU' with options: Home, Login, Registration, and Forgot Password. The footer text reads 'Copyright © 2019 Savitribai Phule Pune University'.

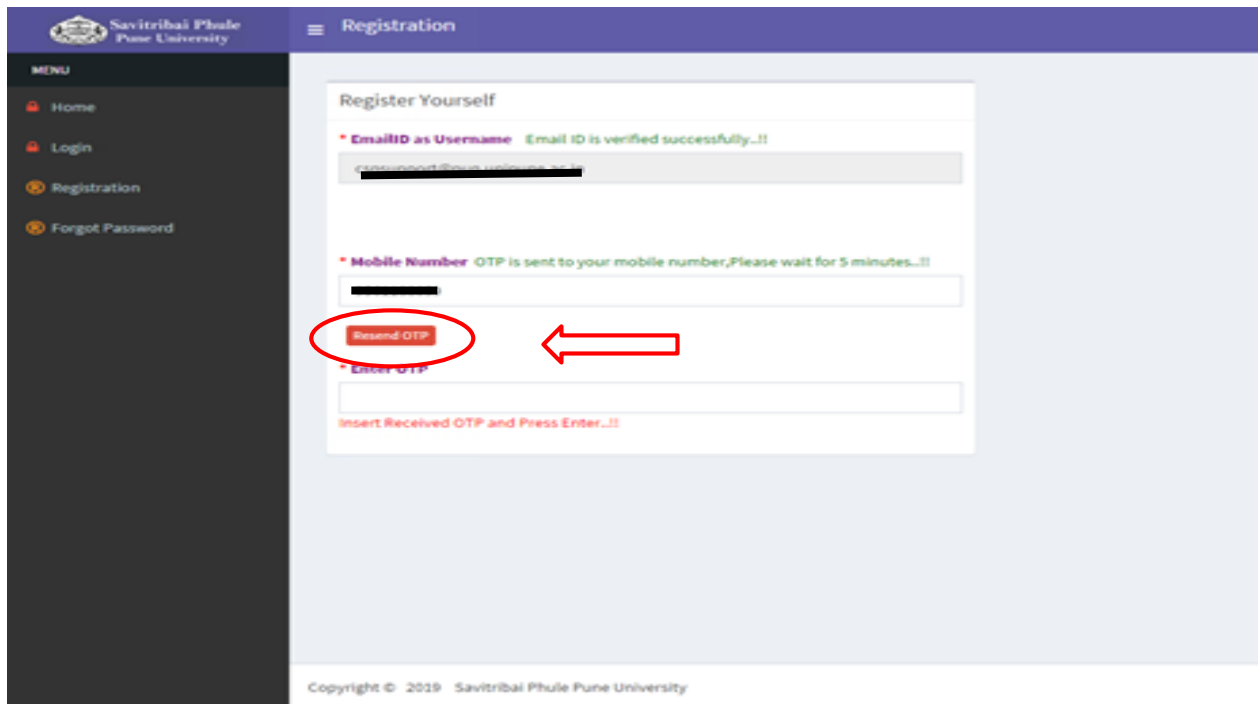
- After entering your mobile no, click on button **'Verify Mobile Number'**



The screenshot shows the same 'Registration' page as above. The 'Mobile Number' input field is now filled with a redacted number. A red circle highlights the 'Verify Mobile Number' button, and a red arrow points to it from the right. The rest of the page layout, including the menu and footer, remains the same.

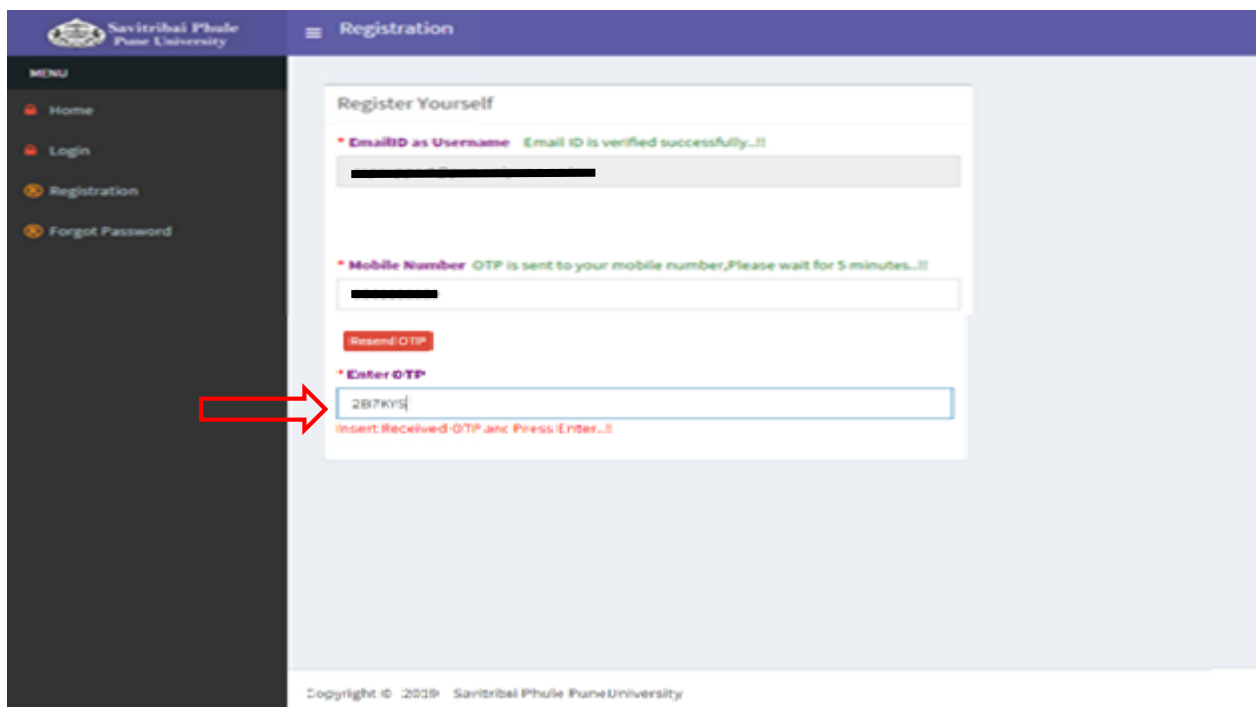
## User Manual For Campus Common Entrance Platform (CCEP) Academic Year 2021 - 2022

- OTP will be sent to your mobile no. If you do not receive OTP then click on the 'Resend OTP'. Button.



The screenshot shows the 'Register Yourself' form on the CCEP platform. The form has three main sections: 'Email ID as Username', 'Mobile Number', and 'Enter OTP'. The 'Email ID as Username' section shows a message: 'Email ID is verified successfully..!!'. The 'Mobile Number' section shows a message: 'OTP is sent to your mobile number, Please wait for 5 minutes..!!'. Below the mobile number input field, there is a red button labeled 'Resend OTP'. This button is circled in red, and a red arrow points to it from the right. Below the 'Resend OTP' button is the 'Enter OTP' section, which has an input field and a message: 'Insert Received OTP and Press Enter..!!'. The left sidebar contains a 'MENU' with options: Home, Login, Registration, and Forgot Password. The footer of the page reads 'Copyright © 2019 Savitribai Phule Pune University'.

- Please wait for OTP, it will take some time.
- When you receive OTP, enter it & click on **Enter Tab**



The screenshot shows the 'Register Yourself' form on the CCEP platform. The 'Email ID as Username' section shows a message: 'Email ID is verified successfully..!!'. The 'Mobile Number' section shows a message: 'OTP is sent to your mobile number, Please wait for 5 minutes..!!'. Below the mobile number input field, there is a red button labeled 'Resend OTP'. Below the 'Resend OTP' button is the 'Enter OTP' section, which has an input field containing the number '287KYS'. A red arrow points to this input field from the left. Below the input field is a message: 'Insert Received OTP and Press Enter..!!'. The left sidebar contains a 'MENU' with options: Home, Login, Registration, and Forgot Password. The footer of the page reads 'Copyright © 2019 Savitribai Phule Pune University'.

## User Manual For Campus Common Entrance Platform (CCEP) Academic Year 2021 - 2022

- You will get the message on same screen **‘Mobile Number is verified successfully’**.
- Now enter the password, confirm the password after that enter the correct captcha code.
- **NOTE:** Password must be within 8 to 16 characters, must contain one special character like! @ # \$ %

The screenshot shows the 'Register Yourself' form on the Savitribai Phule Pune University website. The form is divided into two main sections. The left section contains the following fields and messages:

- Email ID as Username:** Email ID is verified successfully...!!
- Mobile Number:** Mobile Number is verified successfully...!!

The right section contains the following fields and messages:

- Password:** Password must be within 8 to 10 characters.
- Confirm Password:**
- Enter Below Code:**
- Captcha:** BZFhR7

Red arrows point from the verification messages to the corresponding input fields. A 'Submit' button is located at the bottom right of the form.

Copyright © 2019 Savitribai Phule Pune University

- Click on Button **‘Submit’**

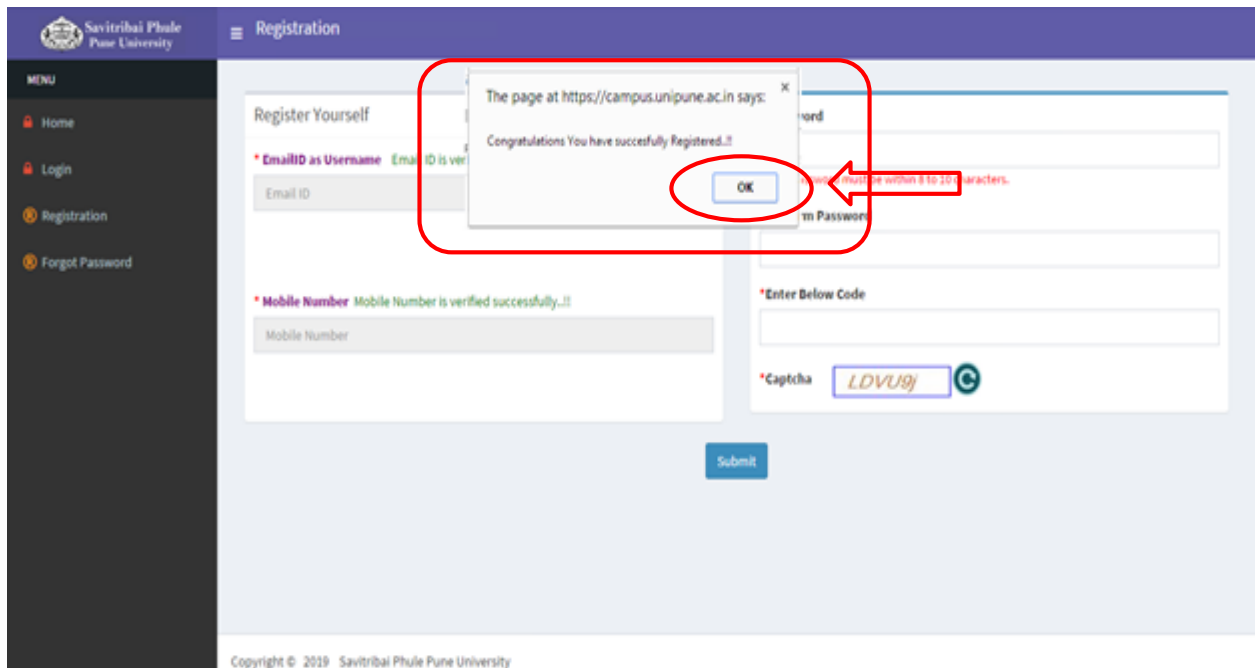
This screenshot is identical to the previous one, but with a red oval around the 'Submit' button and a red arrow pointing towards it from the right. This highlights the final step in the registration process.

Copyright © 2019 Savitribai Phule Pune University

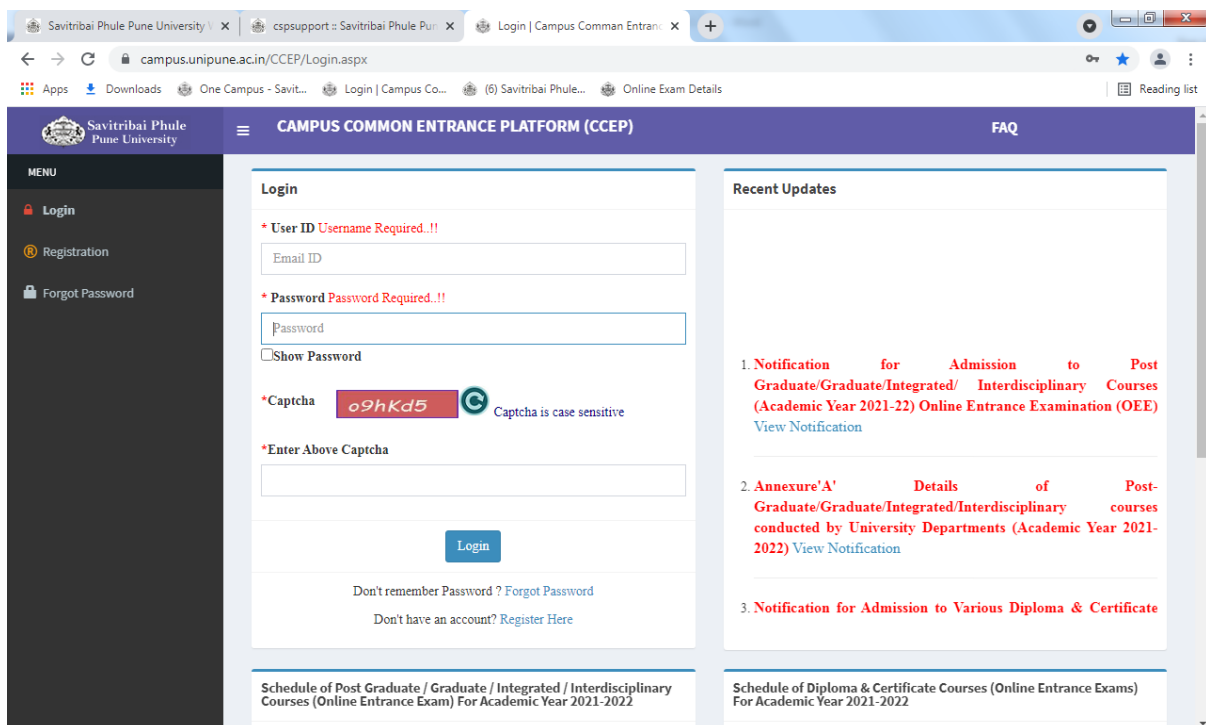


## User Manual For Campus Common Entrance Platform (CCEP) Academic Year 2021 - 2022

- You will get message box '**Congratulation You Have Successfully Registered.!!**'
- Click on that message box Button '**OK**'.



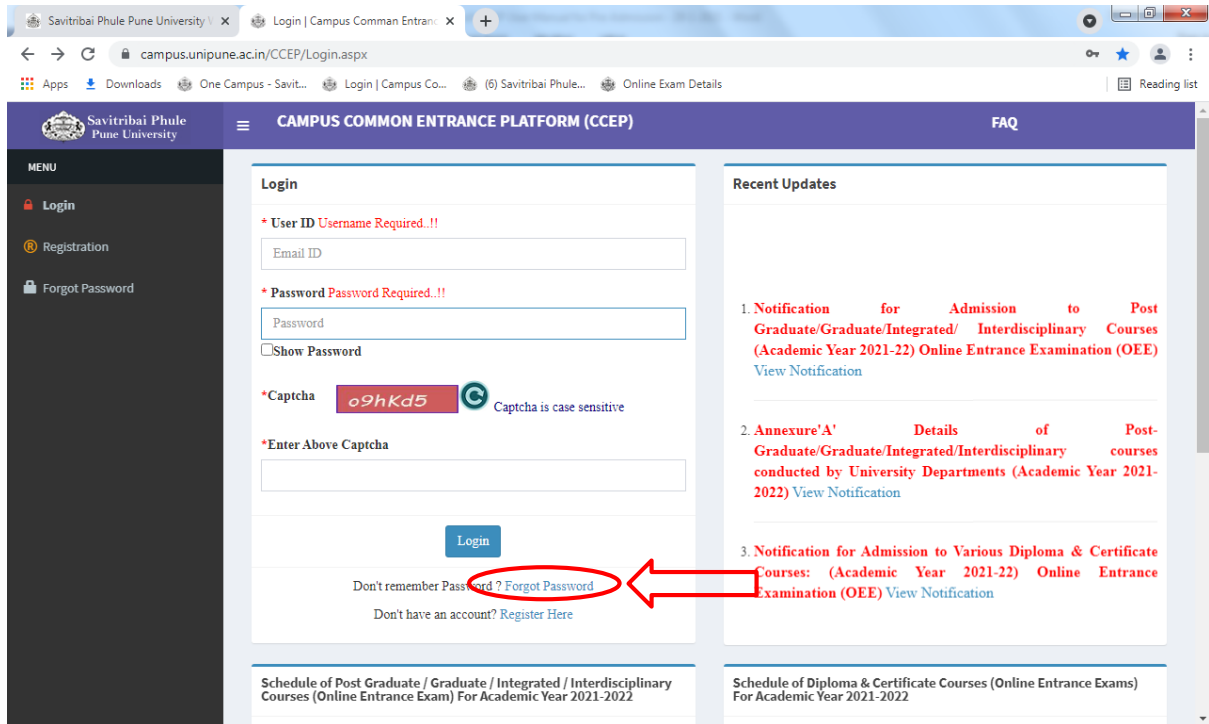
- After successful registration you will receive E-Mail to your registered email id.
- Click on '**Login**' by entering your CCEP Credentials



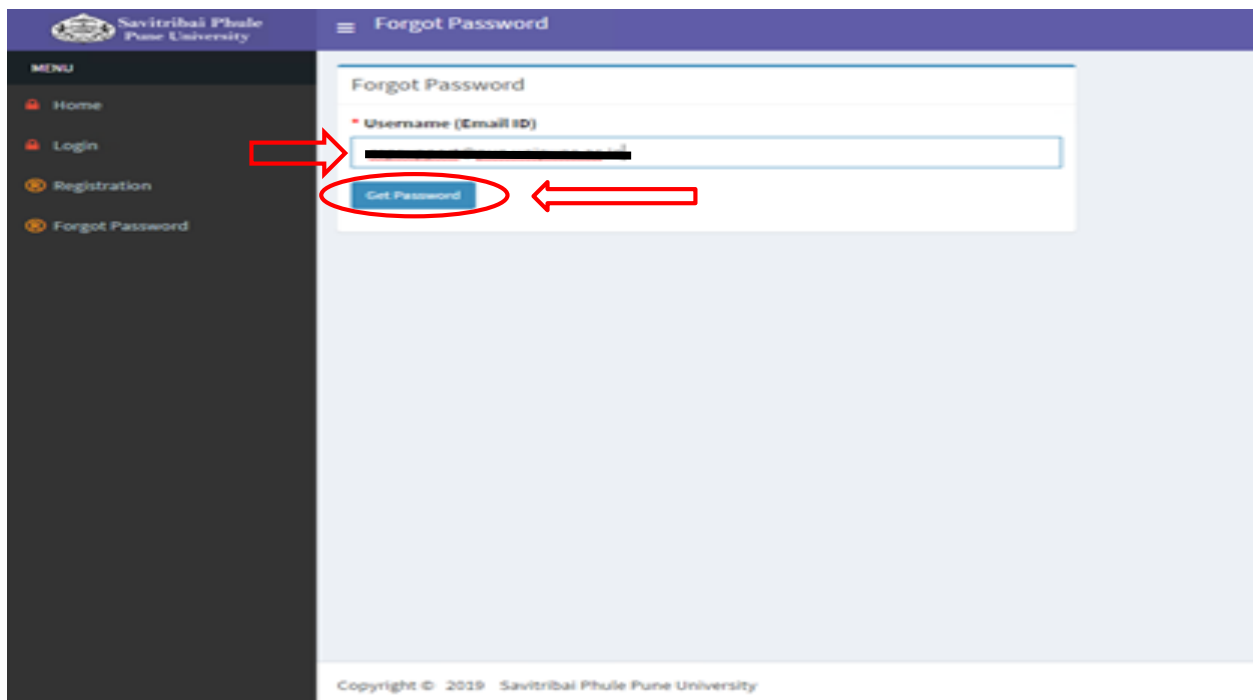
For Technical queries mail us from your registered e-Mail address at - [cspsupport@pun.unipune.ac.in](mailto:cspsupport@pun.unipune.ac.in)  
OR call us at 020-25699232 / 020-71533899

## User Manual For Campus Common Entrance Platform (CCEP) Academic Year 2021 - 2022

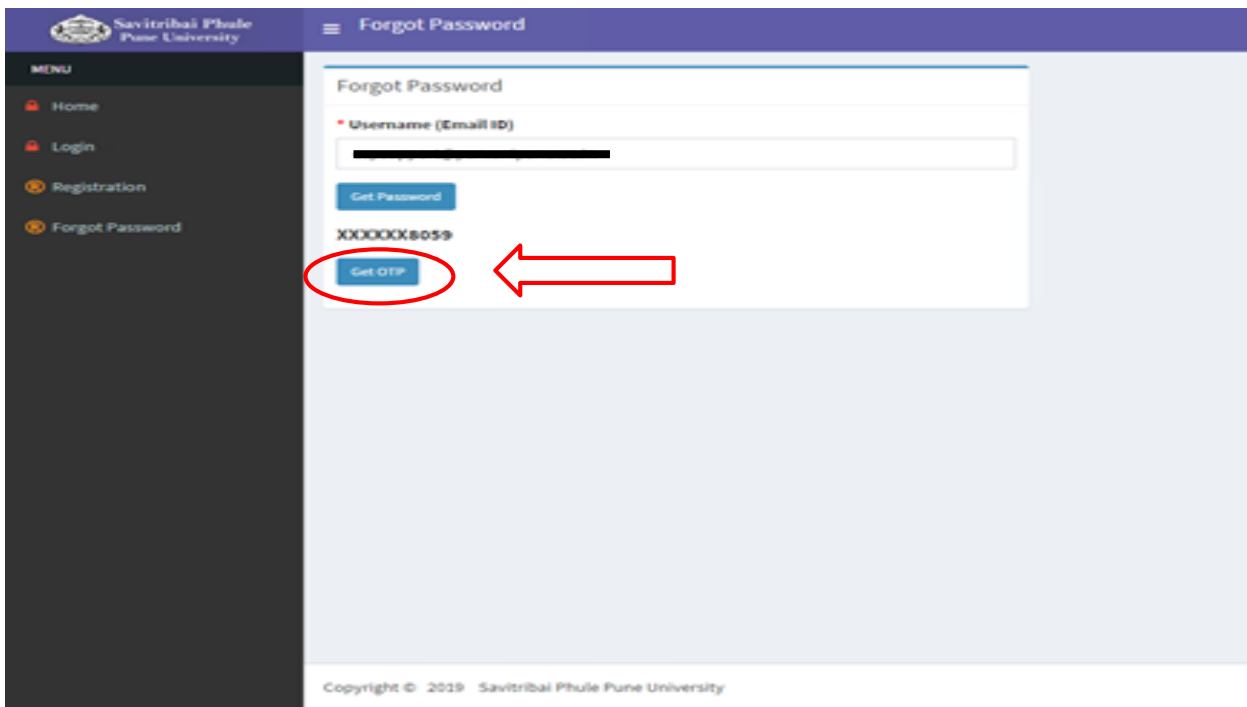
- If you forgot your password then go to the link provided in login page and enter correct details.
- Click on **'Forgot Password'**



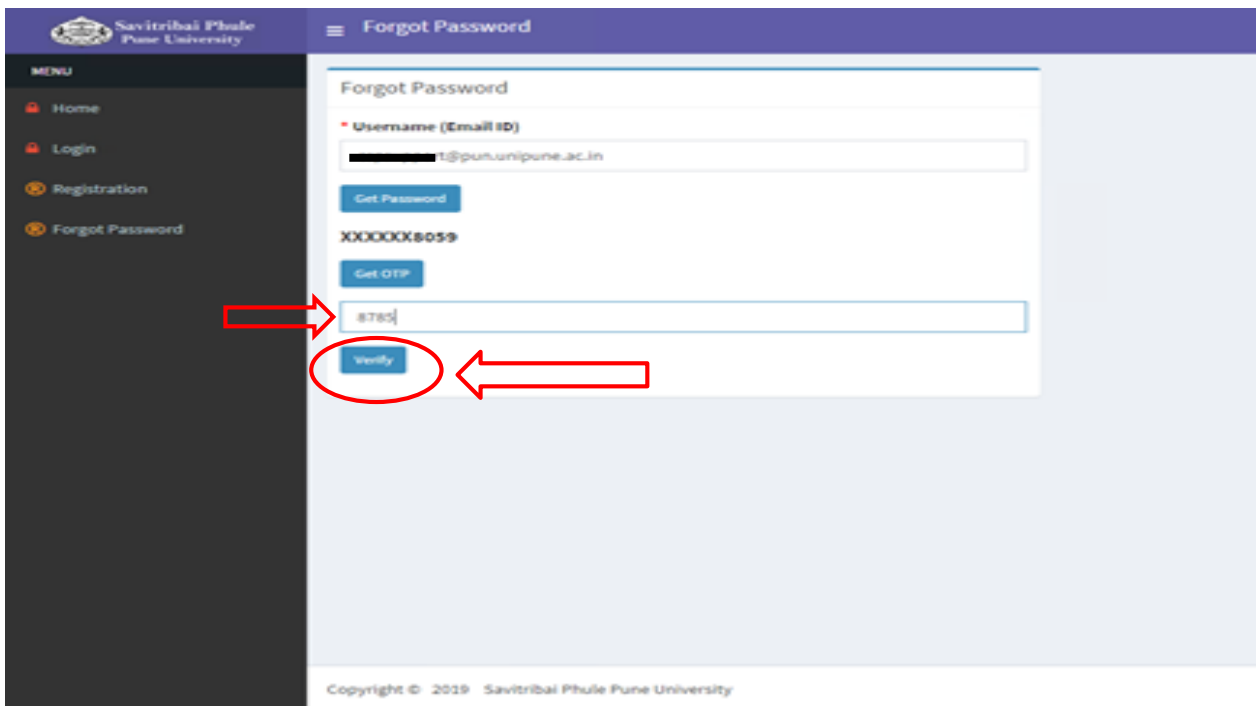
- Enter your register username (Email ID), and then click on the **'Get Password'** button.



- Your register mobile number display on screen. Click on 'Get OTP' button.

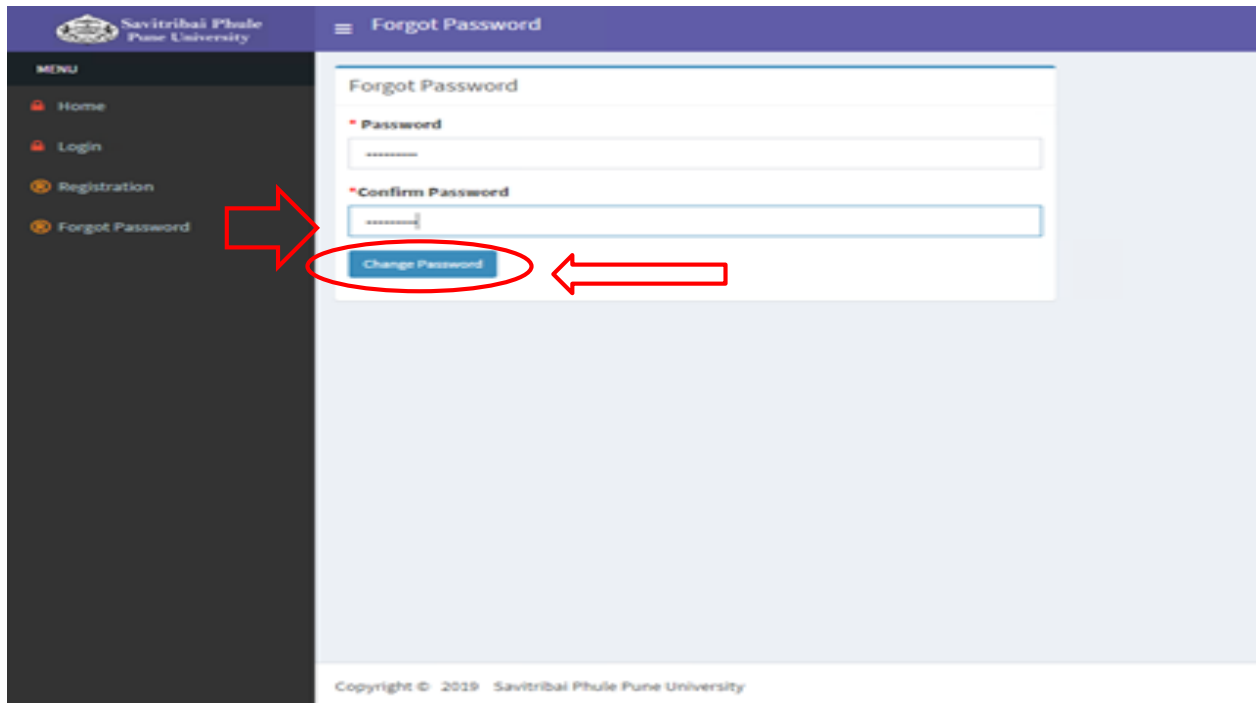


- Enter your OTP and click on 'Verify' button.

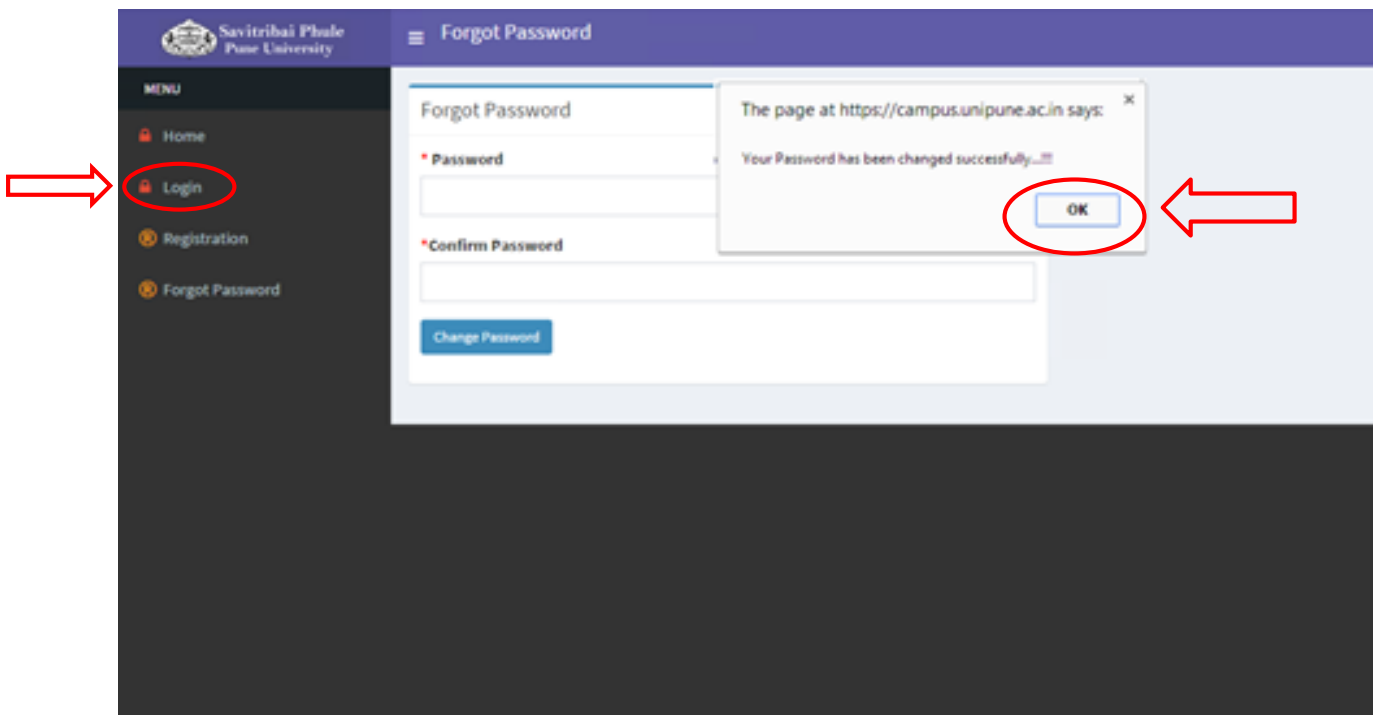


## User Manual For Campus Common Entrance Platform (CCEP) Academic Year 2021 - 2022

- Enter your new Password, confirm the password and click on **'Change Password'** button.
- **NOTE:** Password must be within 8 to 16 characters, Password must contain one special character like! @ # \$ %



- You will get the message box that **'Your password has been changed successfully.'**
- After that just click on **'OK'**



## User Manual For Campus Common Entrance Platform (CCEP) Academic Year 2021 - 2022

- Now you click on MENU 'Login'
- Now you are on Campus Common Entrance Platform 2021 login page
- Please see schedule of Post Graduate /Diploma & Certificate courses - Schedule of Post Graduate/Graduate/Integrated/Interdisciplinary Courses (Online Entrance Exam) 2021 – 2022, Schedule of Diploma & Certificate Courses (Department Level Entrance Exams) 2021-2022

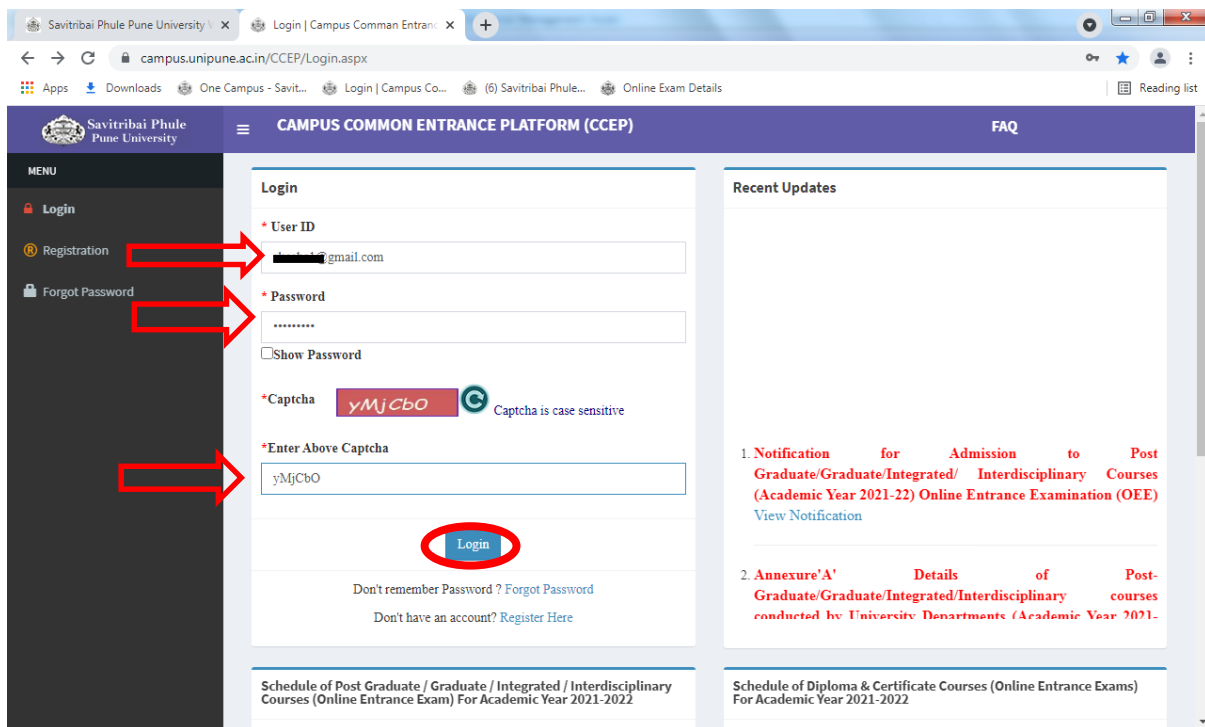
The screenshot shows the login page for the Campus Common Entrance Platform (CCEP) for Academic Year 2021-2022. The page is divided into several sections:

- Top Section:** A login form with a captcha field, a "Login" button, and links for "Forgot Password" and "Register Here".
- Left Column:** "Schedule of Post Graduate / Graduate / Integrated / Interdisciplinary Courses (Online Entrance Exam) For Academic Year 2021-2022". It lists six points, with red arrows pointing to the first three:
  1. Start Of Application : **14th June, 2021**
  2. Last date of filling Online Application : **04th July, 2021(11.59 pm)**
  3. Last date of filling Online Application with Late Fee : **10th July, 2021(11.59 pm)**
- Right Column:** "Schedule of Diploma & Certificate Courses (Online Entrance Exams) For Academic Year 2021-2022". It lists six points:
  1. Start Of Application : **14th June, 2021**
  2. Last date of filling Online Application : **04th July, 2021(11.59 pm)**
  3. Last date of filling Online Application with Late Fee : **10th July, 2021(11.59 pm)**
  4. Schedule of OEE : Detailed schedule of date & time of each exam and mode of exam will be announced later on SPPU website
  5. Duration of the Online Entrance Exam : 1 Hrs (Inclu. of both the sect.)
  6. Publication of result on the University : will be notified on univ. website
- Top Right:** Links for "(Academic Year 2021-2022) View Notification" and "3. Notification for Admission to Various Diploma & Certificate Courses: (Academic Year 2021-22) Online Entrance Examination (OEE) View Notification".
- Bottom Right:** A QR code and the text "For queries mail us from".

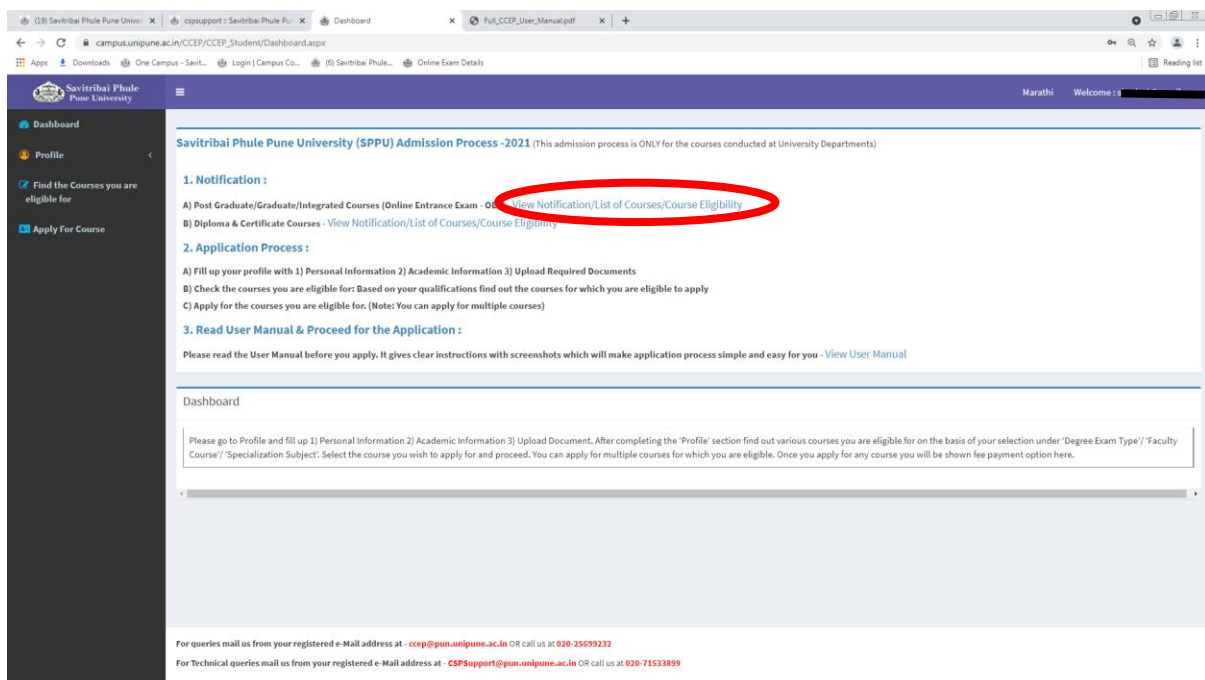
- In Schedule, application start date and end date are mentioned. Both dates are very much important for students.
- After end date of application you can't apply for any course.

## User Manual For Campus Common Entrance Platform (CCEP) Academic Year 2021 - 2022

- Click on 'Login' by entering your CCEP Credentials and click on 'Login' button.




- Now you are on Dashboard page. For all PG Entrance (Online exam) / Diploma & Certificate courses (Department Level Entrance Exam) information click on 'View Notification/List of Courses / Course Eligibility'.



For Technical queries mail us from your registered e-Mail address at - [cspsupport@pun.unipune.ac.in](mailto:cspsupport@pun.unipune.ac.in)  
OR call us at 020-2569232 / 020-71533899

- Read All Information carefully.

**SAVITRIBAI PHULE PUNE UNIVERSITY**  
(Formerly University of Pune)



**Circular No. 161 / 2021**  
**Notification for Admission to Post Graduate/Graduate/Integrated/  
Interdisciplinary Courses (Academic Year 2021-22)**  
**Online Entrance Examination (OEE)**

Online applications are invited from all eligible candidates for the admission to various Post-Graduate/ Graduate / Integrated and Interdisciplinary courses offered by the University Departments/Centres/Schools.

**1. Entrance Examination & Admissions:-**

- Candidate shall be admitted to the above courses strictly on the basis of the merit in the Entrance Examination.
- Syllabus for the Entrance Examination of each course will be available on the webpage of respective University Departments/Centre/School.
- The Online Entrance Examination (OEE) will be of 200 marks with multiple choice questions (MCQ).
- The Online Entrance Exam paper will consist of 2 sections.
  - a) Section A- General knowledge /aptitude /logic /comprehension: 20 marks
  - b) Section B- Subject specific questions : 80 marks
 Examination of both the sections will be conducted together.
- Negative marking system will be applied for evaluation. For every wrong answer 1/3 (one third) of the allotted marks of the question will be deducted.
- Merit list of the candidates based on total score of Section A and B would be prepared for the admission.
- In case of candidates securing equal marks in the OEE, merit list would be prepared based on marks secured in Section B of the OEE.
- In case of candidates securing equal marks in Section B of OEE as well, merit list would be prepared based on marks secured in the qualifying examination.
- Admission for various Post-Graduate/Graduate/Integrated/Interdisciplinary courses shall be done as per the provision of Ordinance 181-A amended, University Order. (Circular No. PG2/1821/ dated 14/06/2019).

**2. Schedule and Conduct of OEE:-**

- The schedule of the process of submission of application form and OEE will be as follows:
  - a) Commencement of filling of online application : 14<sup>th</sup> June, 2021
  - b) Last date of filling online application : 04<sup>th</sup> July, 2021 (11.59 pm)
  - c) Last date of filling online application with late fee : 10<sup>th</sup> July, 2021 (11.59 pm)

**Savitribai Phule Pune University**  
(Formerly University of Pune)

Annexure 'A'

**Details of Post-Graduate/Graduate/Integrated/Interdisciplinary courses conducted by University Departments (Academic Year 2021-2022)**

14/06/2021

Name of Department	Name of the Course	Duration	Intake	Eligibility Criteria
<b>Name of the Faculty : Science &amp; Technology</b>				
Department of Atmospheric & Space Science	M. Sc. Atmospheric Science	2	10	B.Sc. B.E./B.Tech. (Physics and Mathematics should be subjects at the Graduate level)
	M. Tech. (Atmospheric Science)	2	10	B.E./B.Tech in any of the following branches: Mechanical, Electrical, Electronics & Telecommunication, Computer, Civil, Agriculture, Environmental, Chemical, Aerospace, Information Technology, Biomedical, Engineering Physics, Instrumentation, Production, and Industrial OR M.Sc. in any subject with physics and mathematics at B.Sc. level, and GATE qualified with valid score.
Institute of Biotechnology and Biotechnology	Biotechnology (Two Years Integrated M. Sc. Programme) (IBB)	5	30	10+2 Level Education in Science of any recognized board in India with minimum 60% marks for open category & 55% marks for reserved category.
Department of Botany	M. Sc. Botany	2	30	B.Sc. Botany, B.Sc. Life Sciences with Botany as subsidiary subject.
Department of Chemistry	M. Sc. Chemistry	2	15 + 1 Industrial Specialist for Medical Chemistry	B.Sc. Chemistry/B.Sc. Biochemistry/B. Sc. Vocational with Chemistry.
Department of Computer Science	M. Sc. Computer Science	2	30	Any Science or Engineering graduate with minimum 50% marks for open category & 45% marks for reserved category and having mathematics at 10+2 level.
Department of Electronic Science	M.Sc. Electronic Science	2	30	B.Sc. with Electronics as principle subject B.Sc. General with Electronics as one subject at Third Year
School of Energy Studies	M. Tech. (Energy Technology)	2	20 + 5 (Research students)	B.E./B.Tech. (any discipline) with valid GATE score. If seats remain vacant, admission will be extended to NON-GATE qualified candidates. All NON-GATE qualified candidates including sponsored candidates need to appear for the online entrance examination conducted by the Savitribai Phule Pune University.
Department of Environmental Science	M.Sc. Environmental Science	2	30	B. Sc. (any Science subject) / B.E. / B. Tech. / B. Sc. (Agriculture/Biotechnology)

**Details of Post-Graduate/Graduate/Integrated/Interdisciplinary courses conducted by University Departments (Academic Year 2021-2022)**

14/06/2021

Name of Department	Name of the Course	Duration	Intake	Eligibility Criteria
--------------------	--------------------	----------	--------	----------------------

## User Manual For Campus Common Entrance Platform (CCEP) Academic Year 2021 - 2022

- From this notification students can obtain all required information of **Entrance Examination, Eligibility Criteria and courses details**.
  - In this notification **Entrance exam start date, last date and entrance fee** is mentioned.
  - Eligibility criteria is also mentioned as per the student's education.
  - For More information about the courses kindly contact to respective department.
  - Go through <http://unipune.ac.in> select respective department and search all information.
- 
- Before starting filling Admission form, please read user manual and process of the application. Students will get more information about How to fill the Application Form!
  - In dashboard page '**Marathi/English**' Button/Link is provided, which is to be used for translating language of page from English to Marathi and Marathi to English.
  - Now Click on link '**Profile**'

The screenshot shows the SPPU Admission Process -2021 dashboard. The left sidebar contains a menu with 'Profile' circled in red. The top right corner has a 'Marathi' button also circled in red. The main content area is titled 'Savitribai Phule Pune University (SPPU) Admission Process -2021' and includes the following sections:

- 1. Notification :**
  - A) Post Graduate/Graduate/Integrated Courses (Online Entrance Exam - OEE) - View Notification/List of Courses/Course Eligibility
  - B) Diploma & Certificate Courses - View Notification/List of Courses/Course Eligibility
- 2. Application Process :**
  - A) Fill up your profile with 1) Personal Information 2) Academic Information 3) Upload Required Documents
  - B) Check the courses you are eligible for: Based on your qualifications find out the courses for which you are eligible to apply
  - C) Apply for the courses you are eligible for. (Note: You can apply for multiple courses)
- 3. Read User Manual & Proceed for the Application :**

Please read the User Manual before you apply. It gives clear instructions with screenshots which will make application process simple and easy for you - [View User Manual](#)

Below the main content, there is a 'Dashboard' section with a message: 'Please go to Profile and fill up 1) Personal Information 2) Academic Information 3) Upload Document. After completing the 'Profile' section find out various courses you are eligible for on the basis of your selection under 'Degree Exam Type' / 'Faculty Course' / 'Specialization Subject'. Select the course you wish to apply for and proceed. You can apply for multiple courses for which you are eligible. Once you apply for any course you will be shown fee payment option here.'



# User Manual For Campus Common Entrance Platform (CCEP) Academic Year 2021 - 2022

- Click on 'Personal Information'

Savitribai Phule Pune University (SPPU) Admission Process -2021

(This admission process is ONLY for the courses conducted at University Departments)

- 1. Notification :**
  - A) Post Graduate/Graduate/Integrated Courses (Online Entrance Exam - OEE) - View Notification/List of Courses/Course Eligibility
  - B) Diploma & Certificate Courses - View Notification/List of Courses/Course Eligibility
- 2. Application Process :**
  - A) Fill up your profile with 1) Personal Information 2) Academic Information 3) Upload Required Documents
  - B) Check the courses you are eligible for: Based on your qualifications find out the courses for which you are eligible to apply
  - C) Apply for the courses you are eligible for. (Note: You can apply for multiple courses)
- 3. Read User Manual & Proceed for the Application :**

Please read the User Manual before you apply. It gives clear instructions with screenshots which will make application process simple and easy for you - View User Manual

Dashboard

Please go to Profile and fill up 1) Personal Information 2) Academic Information 3) Upload Document. After completing the 'Profile' section find out various courses you are eligible for on the basis of your selection under 'Degree Exam Type'/'Faculty Course'/'Specialization Subject'. Select the course you wish to apply for and proceed. You can apply for multiple courses for which you are eligible. Once you apply for any course you will be shown fee payment option here.

- Fill all mandatory details carefully!

Personal Information

Name as mentioned on the certificate or mark-sheet your Qualifying Exam. (Ex. Degree exam if you are applying for PG course/12th exam if you are applying for Graduate courses etc.):

\* Last Name: TEST      \* First Name: TESTT      Middle Name: TESTTT

Choose format of name which will be displayed on all your future records at SPPU:

Last Name, First Name & Middle Name

First Name, Middle Name & Last Name

The Full Name displayed in future records:

TEST TESTT TESTTT

\* Mother Name(Only the First Name): RRRRR      \* Parent's/ Guardian's Mobile: 9888888888      \* Date Of Birth: 23/04/1996

\* Blood Group: O+      \* Gender: Female      \* Nationality: INDIAN

\* Mobile: 9888888888      \* Email: test@gmail.com      Aadhaar Card No: Aadhar Card No

For Technical queries mail us from your registered e-Mail address at - [cspsupport@pun.unipune.ac.in](mailto:cspsupport@pun.unipune.ac.in)  
OR call us at 020-25699232 / 020-71533899

## User Manual For Campus Common Entrance Platform (CCEP) Academic Year 2021 - 2022

The screenshot shows a web browser window with the URL [campus.unipune.ac.in/CCEP/CCEP\\_Student/Profile\\_Basic\\_Info.aspx](https://campus.unipune.ac.in/CCEP/CCEP_Student/Profile_Basic_Info.aspx). The page contains a form with the following fields:

- Are you a Migrant stud. from Jammu and Kashmir?** (Dropdown menu: No)
- Are you a Physically Handicap/ Differently abled/ Divyang person?** (Dropdown menu: No)
- Do you belong to any 'Minority' community?** (Dropdown menu: No)
- Have you participated in Sports/Cultural Competition minimum at State level?** (Dropdown menu: No)
- Are you a child of Defense Personnel/Ex Servicemen?** (Dropdown menu: No)
- Domicile:** (Dropdown menu: Maharashtra)
- Category:** (Dropdown menu: OPEN)
- Do you have Non-Creamy Layer Certificate?:** (Dropdown menu: No)
- Non-Creamy Layer Status:** (Dropdown menu: Not Applicable)
- Token/Application/Certificate No:** (Text input field: No)
- Do you want to apply for Hostel?:** (Dropdown menu: No)
- Are you an orphan? (Click YES, if you are an Orphan)** (Dropdown menu: No)

- In the above page, student should fill all information properly as this information will be used for your entire academic purpose.
- There is a field called '**Choose the name format to be displayed in future record**', this name field will be used in your results and in all your documents upon completion of your course.
- So choose the right option for how your name should be displayed.
- Note: Carefully fill all your details like Full Name, domicile, category, creamy-Layer, Apply for Hostel etc.
- Enter your Postal address and Permanent address.
- **Part Time Course candidates are not eligible for a hostel.**
- If all details are correct then Click on '**Save & Proceed**' button.

## User Manual For Campus Common Entrance Platform (CCEP) Academic Year 2021 - 2022

Address for Correspondence

Click if Permanent Address is the same as your Address for Correspondence

\* Address for Correspondence  
Pune

\* Country:  
INDIA

\* State:  
MAHARASHTRA

\* District:  
PUNE

\* Taluka:  
PUNE (CORPORATION AREA)

\* PinCode:  
411038

\* Permanent Address:  
Pune

\* Country:  
INDIA

\* State:  
MAHARASHTRA

\* District:  
PUNE

\* Taluka:  
PUNE (CORPORATION AREA)

\* PinCode:  
411038

Save & Proceed

- Before saving Personal details is highlighted along with the note. Please read details and click on 'OK'

Personal Details

\* Full Name: [REDACTED]

\* Email: [REDACTED]

\* Mobile: [REDACTED]

\* Domicile: Maharashtra

\* Category: OPEN

\* Non Creamy Layer: No

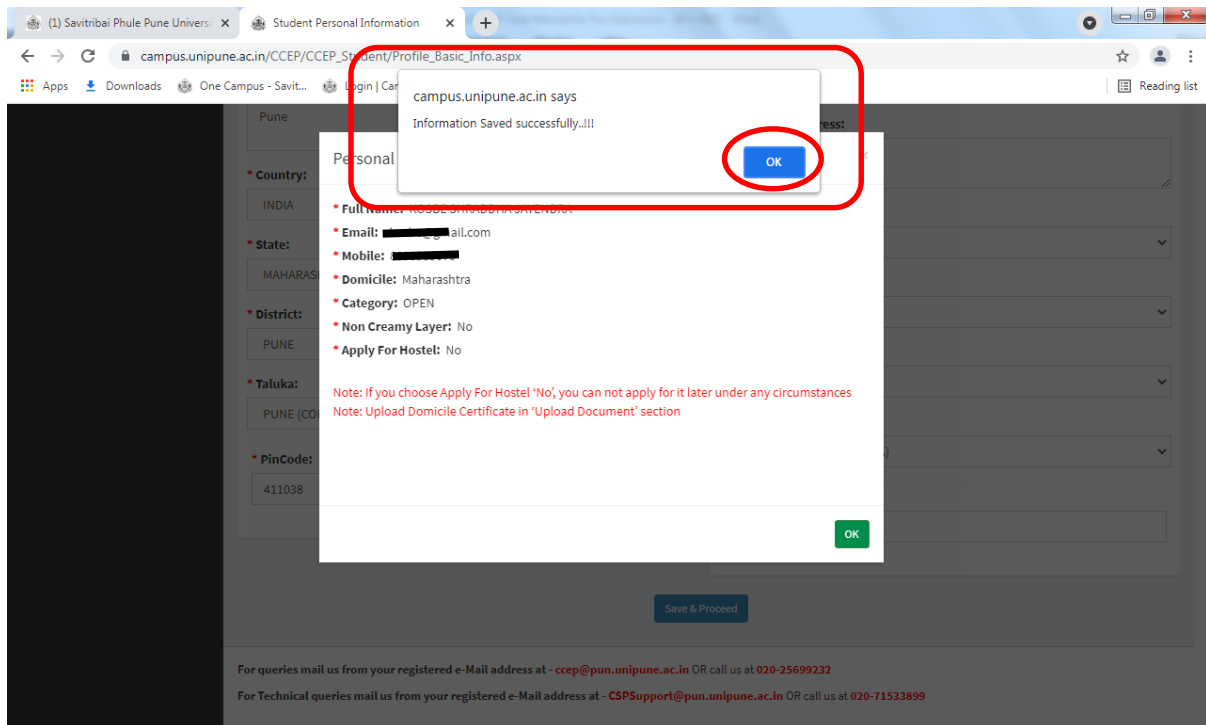
\* Apply For Hostel: No

Note: If you choose Apply For Hostel 'No', you can not apply for it later under any circumstances  
Note: Upload Domicile Certificate in 'Upload Document' section

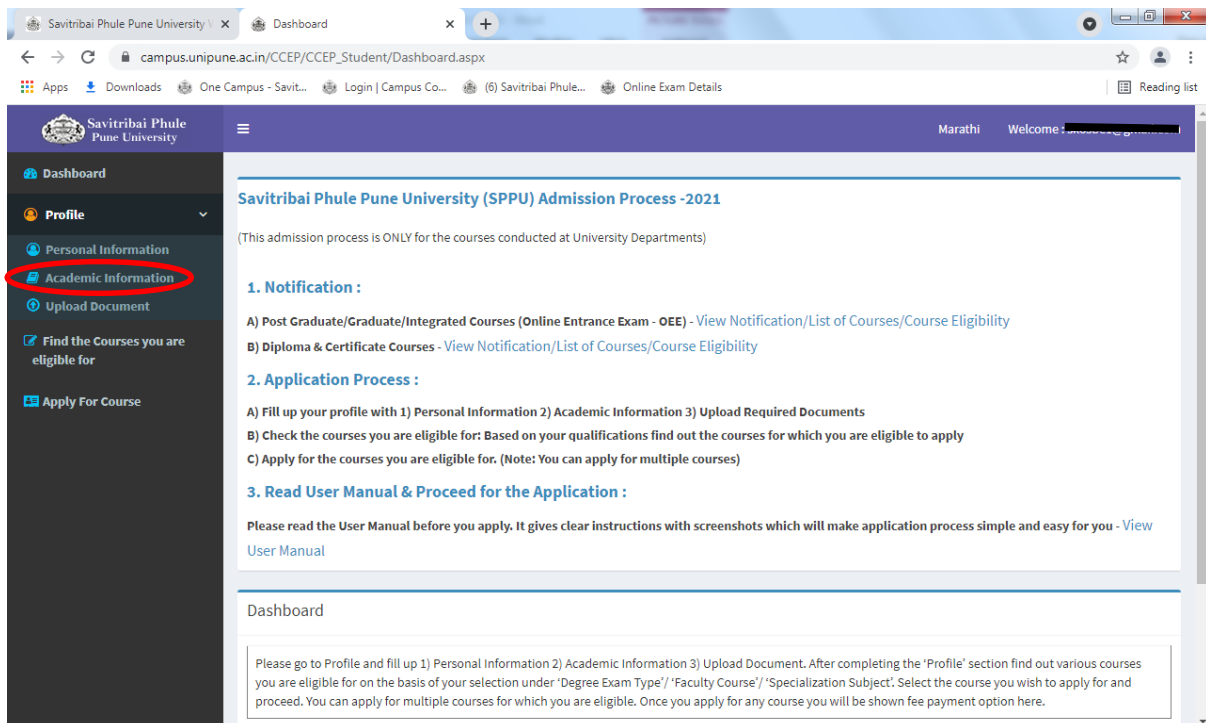
OK

- You will get Message box 'Information saved successfully..!'
- Click on that Message box 'OK' button.

For Technical queries mail us from your registered e-Mail address at - [cspsupport@pun.unipune.ac.in](mailto:cspsupport@pun.unipune.ac.in)  
OR call us at 020-25699232 / 020-71533899



- Now you are on 'Academic Information' page.
- Fill all your past academic information like 10<sup>th</sup>, 12<sup>th</sup>, Graduation, Any certification etc. details.



- Fill Academic information. In Subject Type, select General or special
- General is for general subject and if students have completed any specialization then choose special option and select there specialization course name.



## User Manual For Campus Common Entrance Platform (CCEP) Academic Year 2021 - 2022

The screenshot shows a web browser window with the URL [campus.unipune.ac.in/CCEP/CCEP\\_Student/Profile\\_AcadInfo.aspx](https://campus.unipune.ac.in/CCEP/CCEP_Student/Profile_AcadInfo.aspx). A red box highlights a success message: "campus.unipune.ac.in says Academic Information Inserted Successfully!" with an "OK" button. Below the message, the form contains the following fields:

- Selected Special Subject:** B.Tech. Electronics & Telecommunication
- Selected General Subject:** (Empty)
- Passed / Appeared:**  Passed  Appeared
- Passing Month:** Jan
- Passing Year:** 2021
- PRN / Registration Number:** 421548481
- Percentage / Grade:**  Percentage  Grade
- Marks Obtained:** 700
- Marks Out Of:** 1000
- Percentage:** 70

Buttons: [Add Academic Information](#) (green), [Clear](#) (orange)

- Now one dashboard is available on same page 'My Academic Information'.

The screenshot shows the "My Academic Information" dashboard. A red box highlights the table containing the added academic information.

Remove	Degree Exam Type	Degree Exam Name	University Board Name	Result Type	Passing Month & Year	PRN	Special Subject/s	General Subject/s	Marks Obtained	Marks Out Of	Percentage	CGPA Obtained	CGPA Out Of	Grade
<a href="#">Remove</a>	Graduate	B.Tech.	Savitribai Phule Pune University	Passed	Jan-2021	421548481	B.Tech. Electronics & Telecommunication,		700.00	1000.00	70.00			

[Add Academic Information to your Profile](#)

- Now 'Add Experiences Detail' on same page if you have, other-wise skips it.
- If you have experiences then add details and click on 'Add Experiences Details' button.

For Technical queries mail us from your registered e-Mail address at - [cspsupport@pun.unipune.ac.in](mailto:cspsupport@pun.unipune.ac.in)  
OR call us at 020-25699232 / 020-71533899

-- Select Passing Month & Year --

Percentage  Grade

Marks Obtained:  Marks Out Of:  Percentage:

Add Experience Details to my Profile

Organization:  Position Held:  Duration in Months:

Experience Details:

For queries mail us from your registered e-Mail address at - [ccep@pun.unipune.ac.in](mailto:ccep@pun.unipune.ac.in) OR call us at 020-25699232 Copyright © 2020 Savitribai Phule Pune University

- You will get Message box **'Experiences Details Inserted successfully..!'**
- Click on that Message box Button **'OK'**.

-- Select Passing Month & Year --

Percentage  Grade

Marks Obtained:  Marks Out Of:  Percentage:

Add Experience Details to my Profile

Organization:  Position Held:  Duration in Months:

Experience Details:

dev.unipune.ac.in says  
Experience Details Inserted Successfully!

For queries mail us from your registered e-Mail address at - [ccep@pun.unipune.ac.in](mailto:ccep@pun.unipune.ac.in) OR call us at 020-25699232 Copyright © 2020 Savitribai Phule Pune University

- Again you will get dashboard of **'My Experience Details'**, if you want to remove it, you can by clicking on link remove.

## User Manual For Campus Common Entrance Platform (CCEP) Academic Year 2021 - 2022

-- Select Passing Month & Year --

Percentage  Grade

Marks Obtained:  Marks Out Of:  Percentage:

[Add 'Academic Information'](#) [Clear](#)

### My Experience Details

Remove	Organization	Position Held	Duration Months	Details
<a href="#">Remove</a>	test	technical	12	remark

Add Experience Details to my Profile

Organization:  Position Held:  Duration in Months:

Experience Details:

- If something saved in academic information is wrong, you can remove it by clicking on link **'Remove'**.

Marathi Welcome: [redacted]@gmail.com

### Instructions

1. Please Fill the Academic information carefully as this will affect your course choices
2. Please check notification for your desired course eligibility
3. Online Filled information solely does not assure confirmed admission seat
4. Admission will be confirmed only on the basis of Physical document verification at the time of admission after publishing of the merit list

### My Academic Information

Remove	Degree Exam Type	Degree Exam Name	University Borad Name	Result Type	Passing Month & Year	PRN	Special Subject/s	General Subject/s	Marks Obtained	Marks Out Of	Percentage	CGPA Obtained	CGPA Out Of	Grade
<a href="#">Remove</a>	Graduate	B.Tech.	Savitribai Phule Pune University	Passed	Jan-2020	1234567890	B.Tech. Electronics & Telecommunication,	B.Tech. Computer,	700.00	1000.00	70.00			
<a href="#">Remove</a>	HSC	HSC	CBSE	Passed	May-2018	1234567890	HSC (Physics, Chemistry, Mathematics),		780.00	1000.00	78.00			

Add Academic Information to my Profile

\* Degree / Exam Type:  \* Degree / Exam Name:

-- Select Degree Exam Type --

\* Univeristy / Board Name:

- Click on button **'OK'**, otherwise click on button **'Cancel'** if you have clicked on remove link by mistake.

For Technical queries mail us from your registered e-Mail address at - [cspsupport@pun.unipune.ac.in](mailto:cspsupport@pun.unipune.ac.in)  
OR call us at 020-25699232 / 020-71533899



## User Manual For Campus Common Entrance Platform (CCEP) Academic Year 2021 - 2022

The screenshot shows the 'My Academic Information' section of the CCEP platform. A confirmation dialog box is overlaid on top, asking 'Do you really want to remove this from Academic Information?'. The dialog has 'OK' and 'Cancel' buttons. The 'OK' button is circled in red. Below the dialog, the 'My Academic Information' table is visible, showing two records. The first record is for a Graduate degree from Savitribai Phule Pune University, and the second is for an HSC degree from CBSE. Below the table, there is a form to 'Add Academic Information to my Profile' with dropdown menus for 'Degree / Exam Type', 'Degree / Exam Name', and 'Univeristy / Board Name'.

Remove	Degree Exam Type	Degree Exam Name	University Borad Name	Result Type	Passing Month & Year	PRN	Special Subject/s	General Subject/s	Marks Obtained	Marks Out Of	Percentage	CGPA Obtained	CGPA Out Of	Grade
<a href="#">Remove</a>	Graduate	B.Tech.	Savitribai Phule Pune University	Passed	Jan-2020	1234567890	B.Tech. Electronics & Telecommunication,	B.Tech. Computer,	700.00	1000.00	70.00			
<a href="#">Remove</a>	HSC	HSC	CBSE	Passed	May-2018	1234567890	HSC (Physics, Chemistry, Mathematics),		780.00	1000.00	78.00			

- When click on 'OK', record will be removed from list.

This screenshot shows the same 'My Academic Information' section as the previous one, but with the table highlighted by a red border. The table contains two records, with the first record (Graduate degree from Savitribai Phule Pune University) being the one that was removed in the previous step. The 'Add Academic Information to my Profile' form is also visible below the table.

Remove	Degree Exam Type	Degree Exam Name	University Borad Name	Result Type	Passing Month & Year	PRN	Special Subject/s	General Subject/s	Marks Obtained	Marks Out Of	Percentage	CGPA Obtained	CGPA Out Of	Grade
<a href="#">Remove</a>	Graduate	B.Tech.	Savitribai Phule Pune University	Passed	Jan-2020	1234567890	B.Tech. Electronics & Telecommunication,	B.Tech. Computer,	700.00	1000.00	70.00			

## User Manual For Campus Common Entrance Platform (CCEP) Academic Year 2021 - 2022

- You can again add new record in Academic information.
- Student can add academic information of 10<sup>th</sup>, 12<sup>th</sup>, Graduation, any certificate course, post-graduation etc.
- If you click on '**Back to Personal Info**' then Personal Information page get opens.
- If you click on '**Next**' then Document Upload page get opens.

My Experience Details

Remove	Organization	Position Held	Duration Months	Details
<a href="#">Remove</a>	test	technical	12	remark

Add Experience Details to my Profile

Organization:

Position Held:

Duration in Months:

Experience Details:

[Add Experience Details](#) [Clear](#)

[Back to Personal Info](#) [Next](#)

For queries mail us from your registered e-Mail address at - [ccep@pun.unipune.ac.in](mailto:ccep@pun.unipune.ac.in) OR call us at 020-25699232 Copyright © 2020 Savitribai Phule Pune University

- Now for uploading your documents, Click on '**Upload Document**'

Savitribai Phule Pune University (SPPU) Admission Process -2021

(This admission process is ONLY for the courses conducted at University Departments)

**1. Notification :**

A) Post Graduate/Graduate/Integrated Courses (Online Entrance Exam - OEE) - View Notification/List of Courses/Course Eligibility

B) Diploma & Certificate Courses - View Notification/List of Courses/Course Eligibility

**2. Application Process :**

A) Fill up your profile with 1) Personal Information 2) Academic Information 3) Upload Required Documents

B) Check the courses you are eligible for: Based on your qualifications find out the courses for which you are eligible to apply

C) Apply for the courses you are eligible for. (Note: You can apply for multiple courses)

**3. Read User Manual & Proceed for the Application :**

Please read the User Manual before you apply. It gives clear instructions with screenshots which will make application process simple and easy for you - [View User Manual](#)

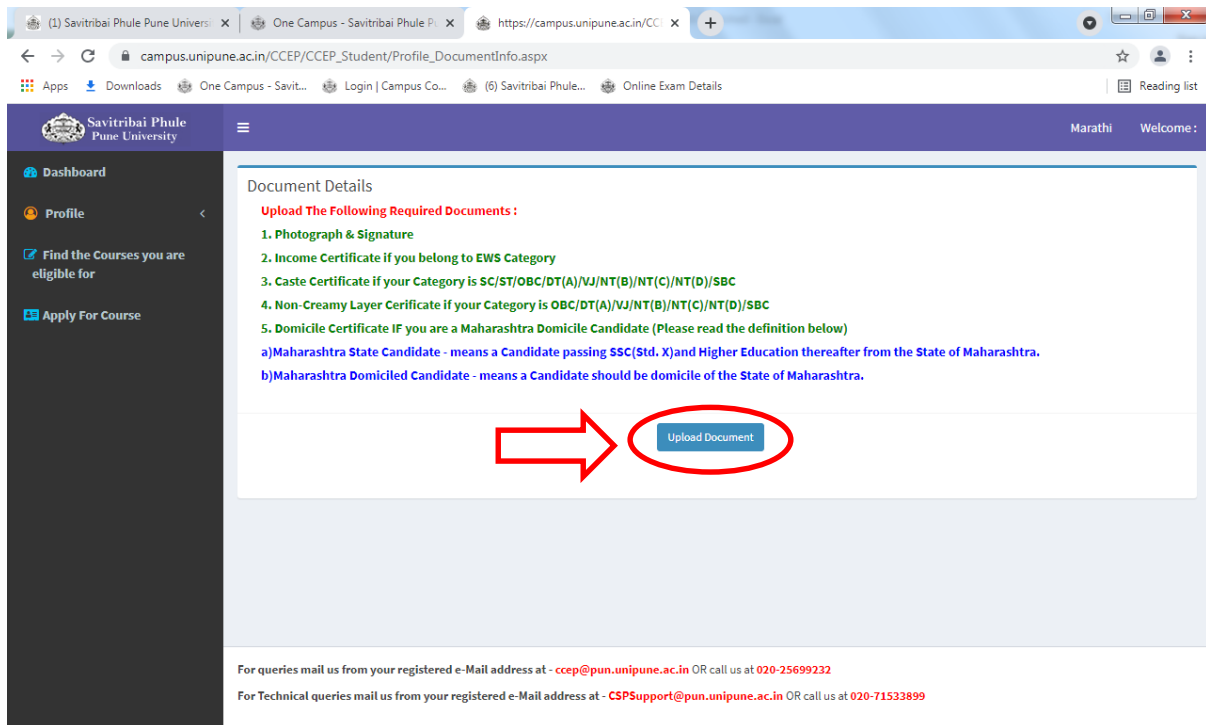
Dashboard

Please go to Profile and fill up 1) Personal Information 2) Academic Information 3) Upload Document. After completing the 'Profile' section find out various courses you are eligible for on the basis of your selection under 'Degree Exam Type' / 'Faculty Course' / 'Specialization Subject'. Select the course you wish to apply for and proceed. You can apply for multiple courses for which you are eligible. Once you apply for any course you will be shown fee payment option here.

For Technical queries mail us from your registered e-Mail address at - [cspsupport@pun.unipune.ac.in](mailto:cspsupport@pun.unipune.ac.in)  
OR call us at 020-25699232 / 020-71533899

## User Manual For Campus Common Entrance Platform (CCEP) Academic Year 2021 - 2022

- Click on Button 'Upload Document'.



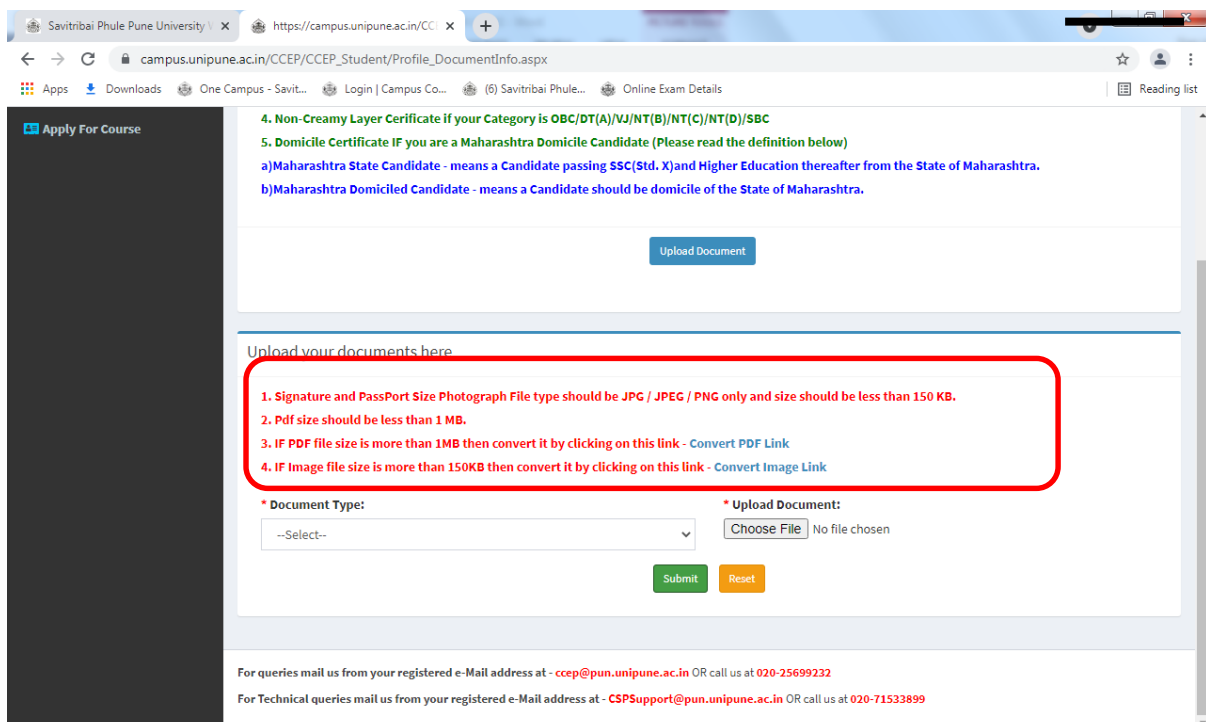
The screenshot shows the 'Document Details' section of the CCEP Student Profile Document Info page. It lists the following required documents:

1. Photograph & Signature
2. Income Certificate if you belong to EWS Category
3. Caste Certificate if your Category is SC/ST/OBC/DT(A)/VJ/NT(B)/NT(C)/NT(D)/SBC
4. Non-Creamy Layer Certificate if your Category is OBC/DT(A)/VJ/NT(B)/NT(C)/NT(D)/SBC
5. Domicile Certificate IF you are a Maharashtra Domicile Candidate (Please read the definition below)
  - a) Maharashtra State Candidate - means a Candidate passing SSC(Std. X) and Higher Education thereafter from the State of Maharashtra.
  - b) Maharashtra Domiciled Candidate - means a Candidate should be domicile of the State of Maharashtra.

A red arrow points to the 'Upload Document' button, which is circled in red.

For queries mail us from your registered e-Mail address at - [ccep@pun.unipune.ac.in](mailto:ccep@pun.unipune.ac.in) OR call us at 020-25699232  
For Technical queries mail us from your registered e-Mail address at - [CPSsupport@pun.unipune.ac.in](mailto:CPSsupport@pun.unipune.ac.in) OR call us at 020-71533899

- **Note:** Signature and Passport Size Photograph File should be JPG/JPEG only and Size should be less than 150 KB.
- **Note:** PDF Size should be less than 1 MB.
- IF PDF file size more than 1 MB then convert it by clicking on this link - [https://www.ilovepdf.com/compress\\_pdf](https://www.ilovepdf.com/compress_pdf)
- IF Image file size more than 150 KB then convert it by clicking on this link - <https://www.ivertech.com/freeonlineimageresizer/freeonlineimageresizer.aspx>



The screenshot shows the 'Document Details' section of the CCEP Student Profile Document Info page. It lists the following required documents:

4. Non-Creamy Layer Certificate if your Category is OBC/DT(A)/VJ/NT(B)/NT(C)/NT(D)/SBC
5. Domicile Certificate IF you are a Maharashtra Domicile Candidate (Please read the definition below)
  - a) Maharashtra State Candidate - means a Candidate passing SSC(Std. X) and Higher Education thereafter from the State of Maharashtra.
  - b) Maharashtra Domiciled Candidate - means a Candidate should be domicile of the State of Maharashtra.

A red box highlights the 'Upload Document' button and the following instructions:

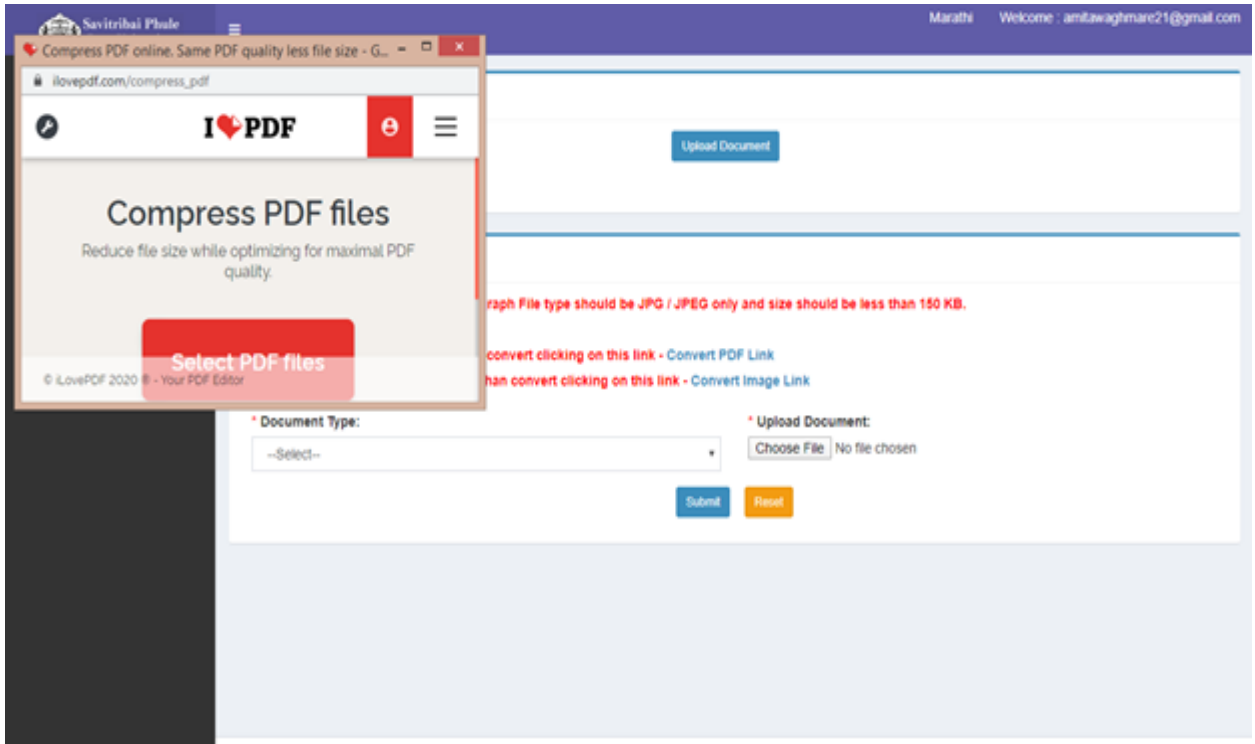
1. Signature and PassPort Size Photograph File type should be JPG / JPEG / PNG only and size should be less than 150 KB.
2. Pdf size should be less than 1 MB.
3. IF PDF file size is more than 1MB then convert it by clicking on this link - [Convert PDF Link](#)
4. IF Image file size is more than 150KB then convert it by clicking on this link - [Convert Image Link](#)

\* Document Type:  \* Upload Document:  No file chosen

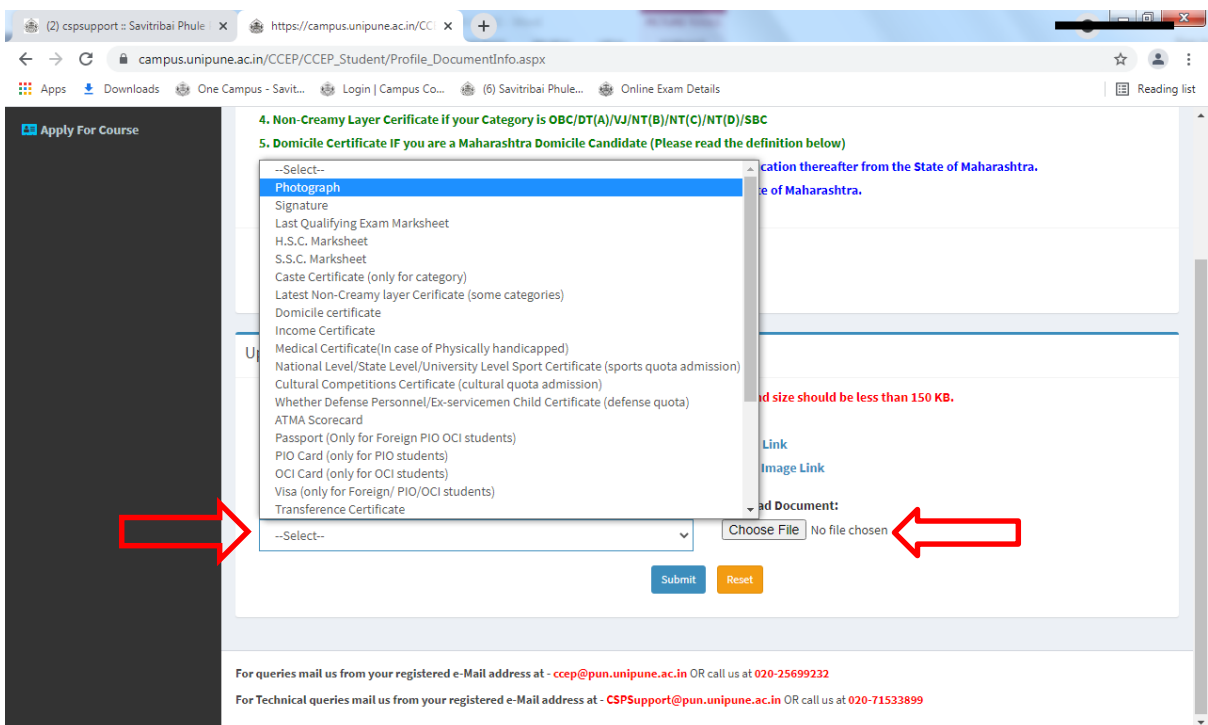
For queries mail us from your registered e-Mail address at - [ccep@pun.unipune.ac.in](mailto:ccep@pun.unipune.ac.in) OR call us at 020-25699232  
For Technical queries mail us from your registered e-Mail address at - [CPSsupport@pun.unipune.ac.in](mailto:CPSsupport@pun.unipune.ac.in) OR call us at 020-71533899

For Technical queries mail us from your registered e-Mail address at - [cpsupport@pun.unipune.ac.in](mailto:cpsupport@pun.unipune.ac.in)  
OR call us at 020-25699232 / 020-71533899

- If you click on 'Convert PDF Link', new page will be open for conversion.



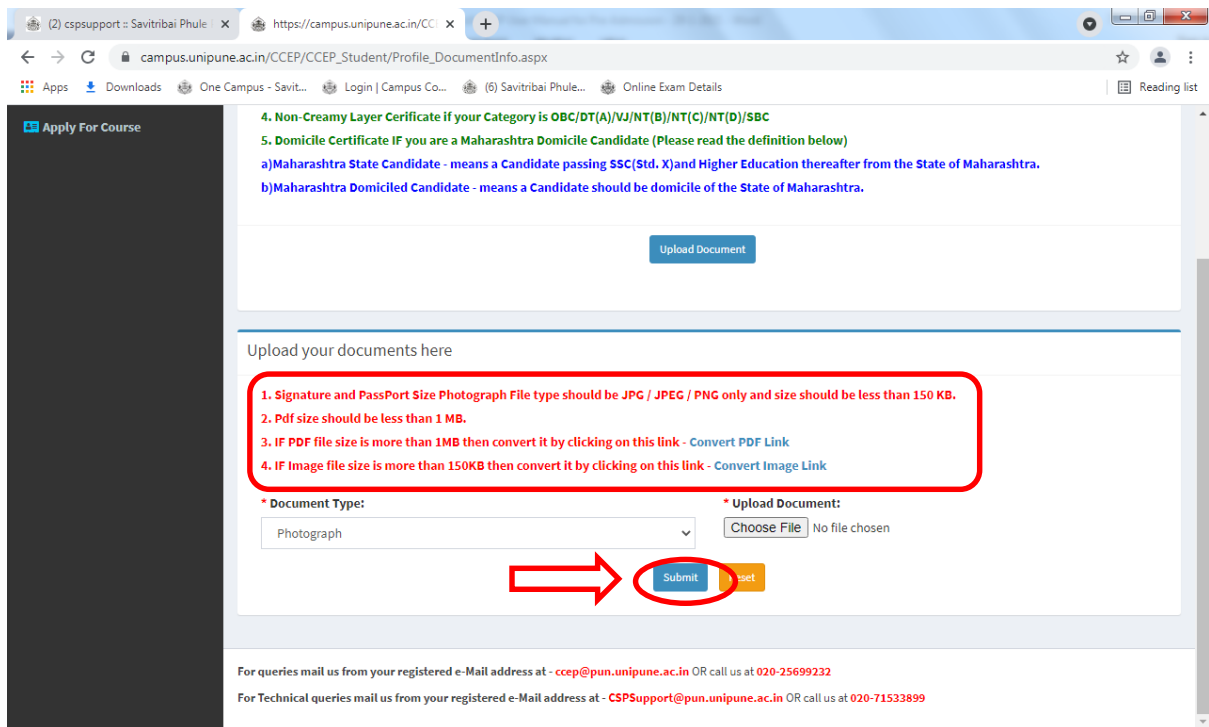
- Select your document type. Click on 'Choose File'.



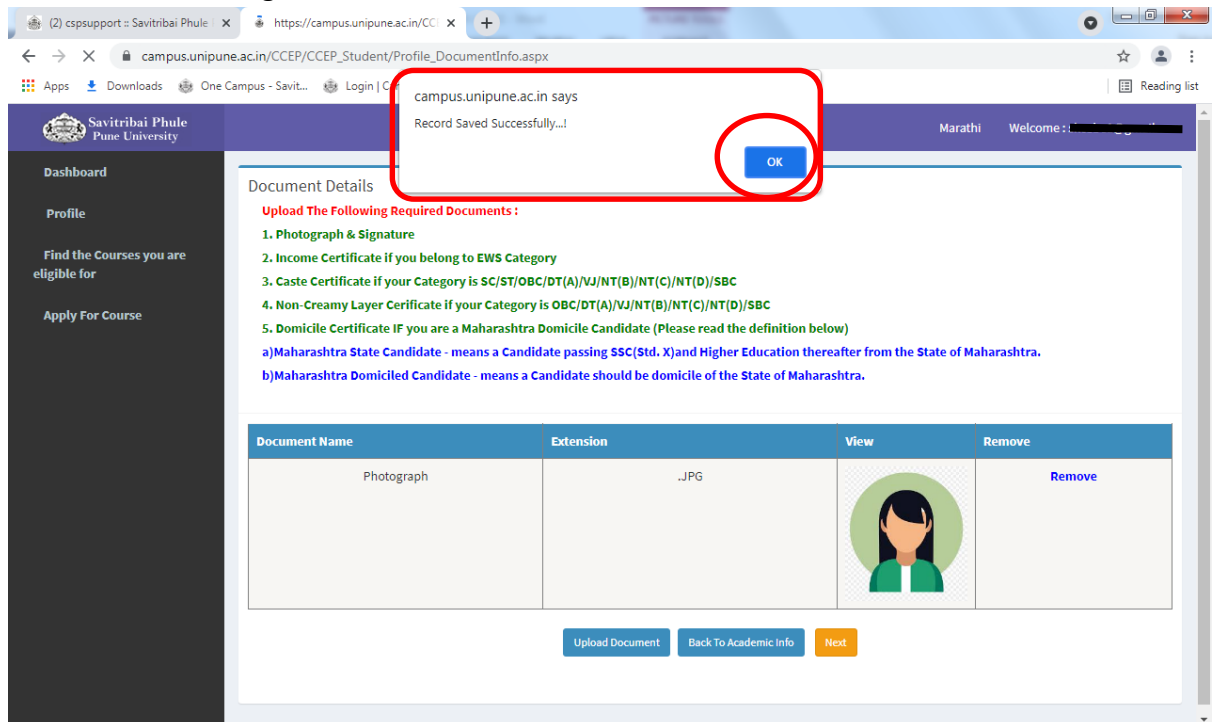
For Technical queries mail us from your registered e-Mail address at - [cspsupport@pun.unipune.ac.in](mailto:cspsupport@pun.unipune.ac.in) OR call us at 020-25699232 / 020-71533899

## User Manual For Campus Common Entrance Platform (CCEP) Academic Year 2021 - 2022

- Read instructions in red color carefully.
- Upload document with correct size and click on Button 'Submit'

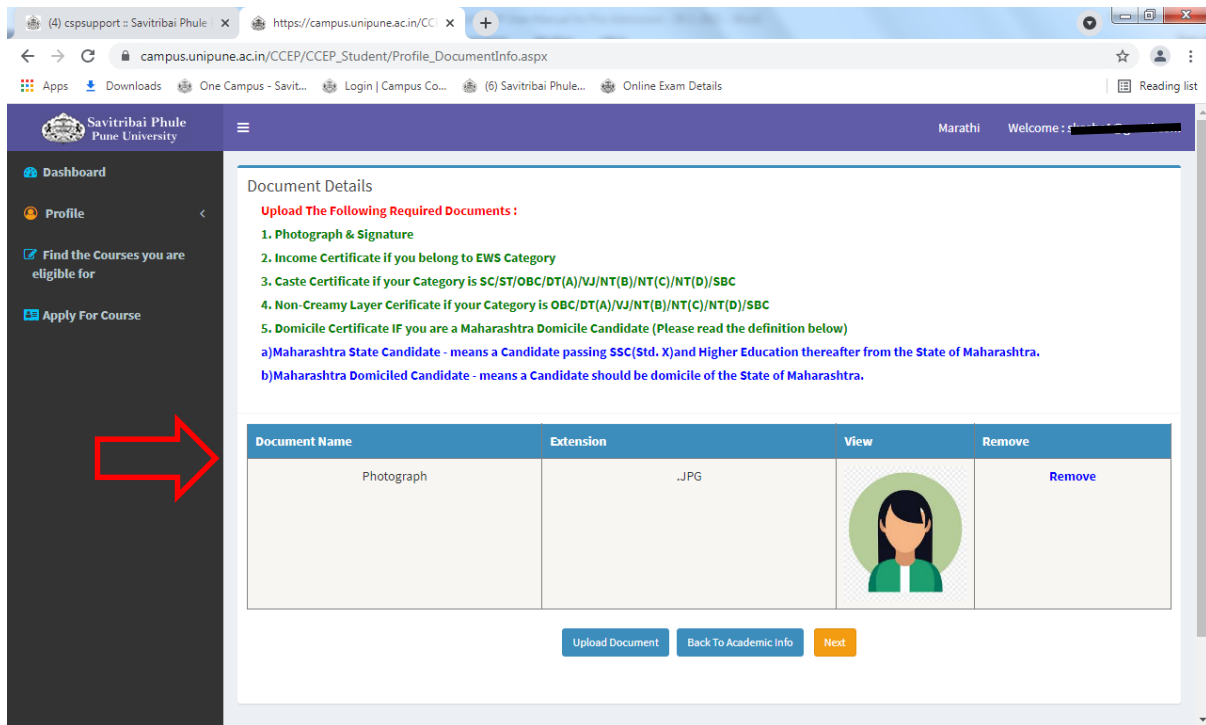


- You will get Message box 'Record Saved successfully..!'
- Click on that Message box Button 'OK'.




## User Manual For Campus Common Entrance Platform (CCEP) Academic Year 2021 - 2022

- Now you will see Document Details dashboard.



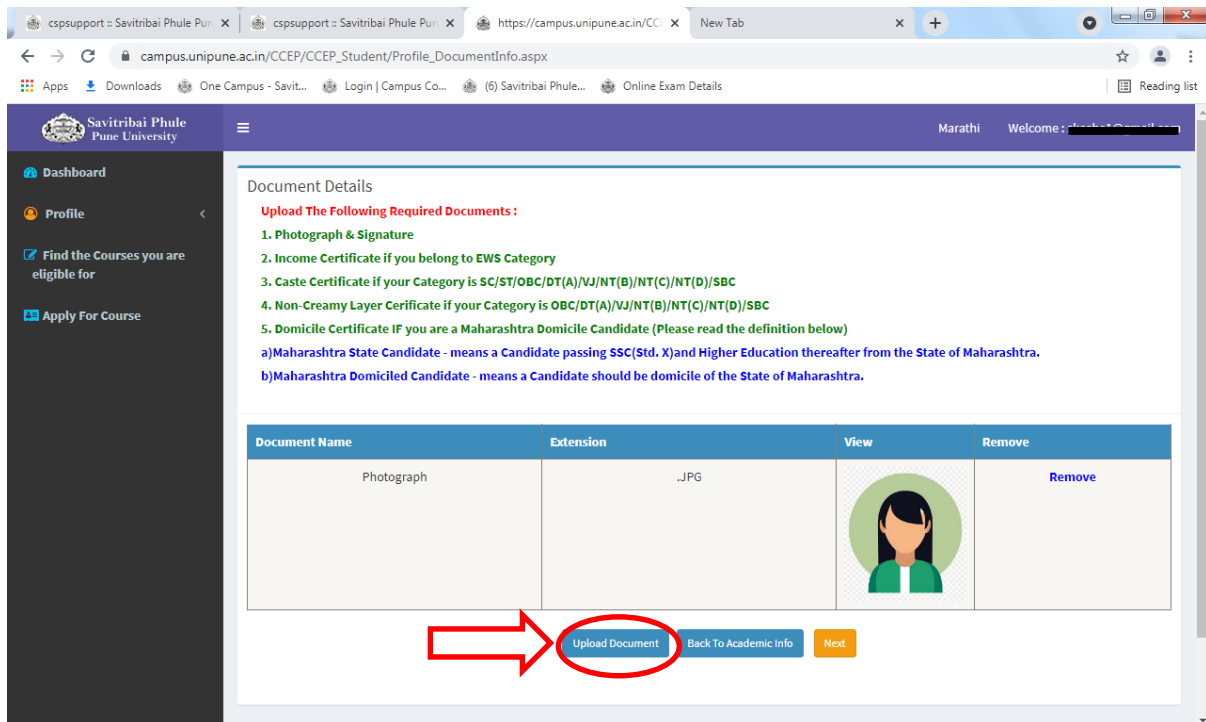
The screenshot shows the 'Document Details' dashboard. It lists the following required documents:

1. Photograph & Signature
2. Income Certificate if you belong to EWS Category
3. Caste Certificate if your Category is SC/ST/OBC/DT(A)/VJ/NT(B)/NT(C)/NT(D)/SBC
4. Non-Creamy Layer Certificate if your Category is OBC/DT(A)/VJ/NT(B)/NT(C)/NT(D)/SBC
5. Domicile Certificate IF you are a Maharashtra Domicile Candidate (Please read the definition below)
  - a) Maharashtra State Candidate - means a Candidate passing SSC (Std. X) and Higher Education thereafter from the State of Maharashtra.
  - b) Maharashtra Domiciled Candidate - means a Candidate should be domicile of the State of Maharashtra.

Document Name	Extension	View	Remove
Photograph	.JPG		Remove

Buttons at the bottom: Upload Document, Back To Academic Info, Next.

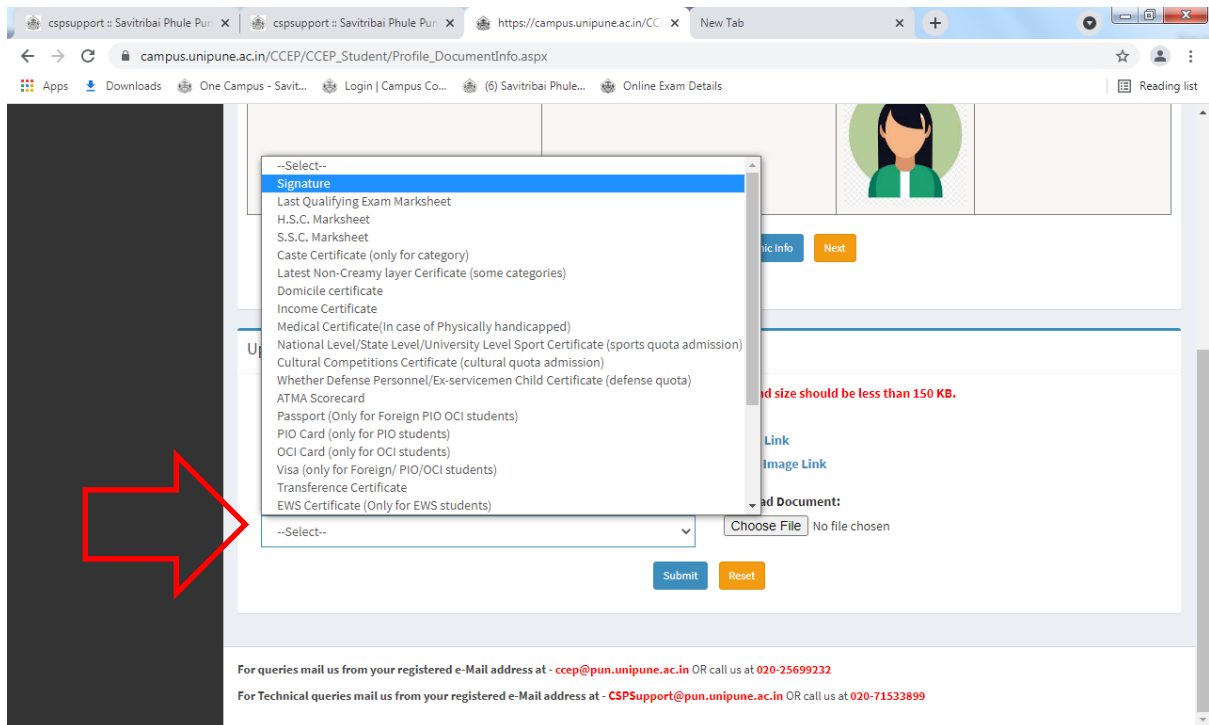
- Again click on Button 'Upload Document' for remaining documents list.



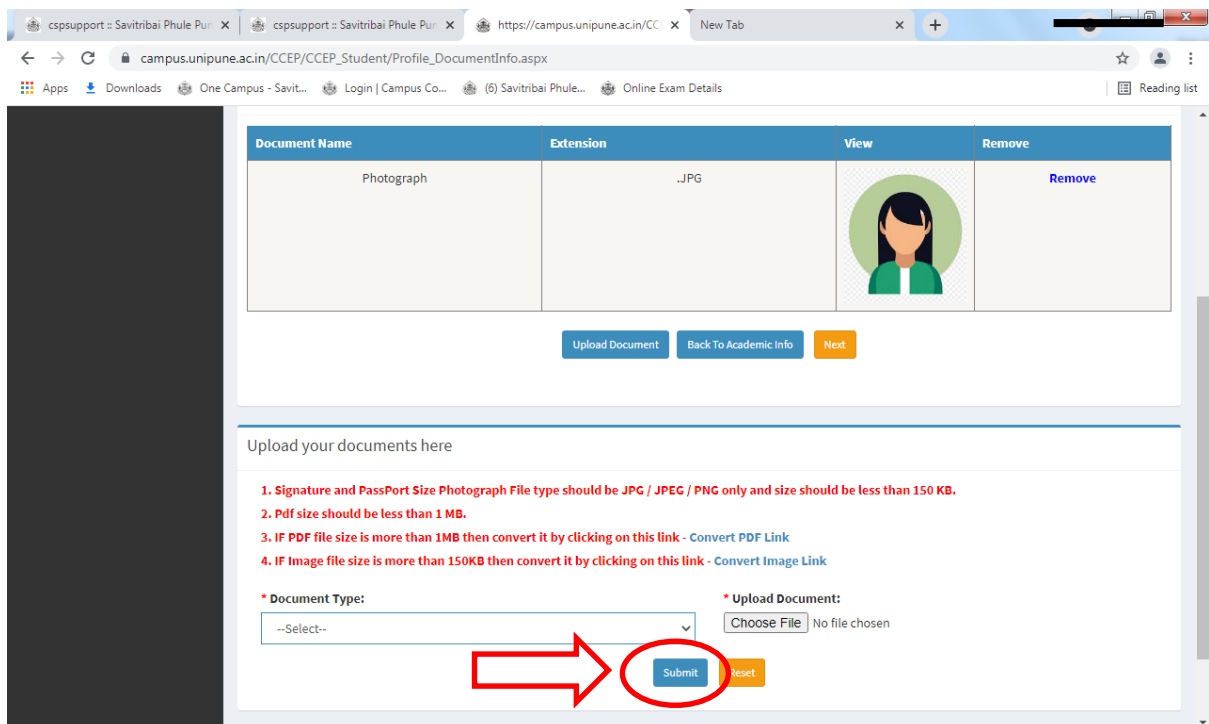
This screenshot is identical to the previous one, but with a red circle and arrow highlighting the 'Upload Document' button at the bottom of the table.

## User Manual For Campus Common Entrance Platform (CCEP) Academic Year 2021 - 2022

- The list for another documents, select any one and perform same process



- Click on Button 'Submit'

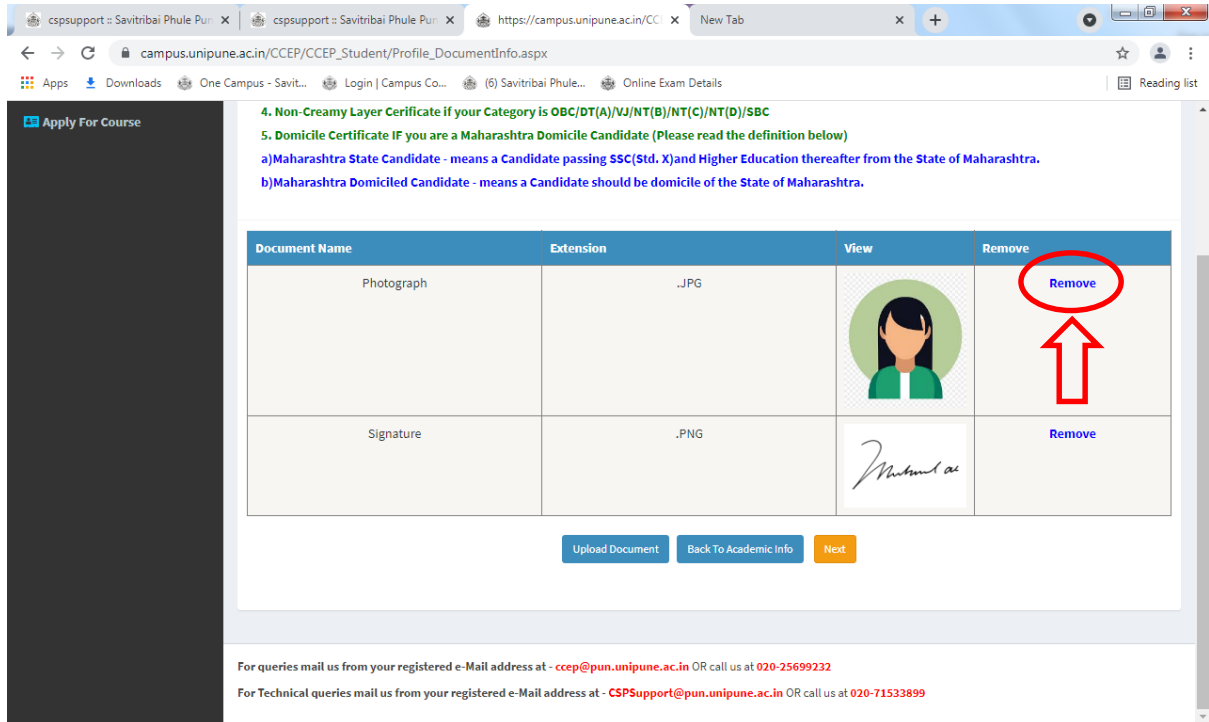


- You will get Message box 'File type should be JPG/JPEG only'
- Click on that Message box Button 'OK'.

For Technical queries mail us from your registered e-Mail address at - [cspsupport@pun.unipune.ac.in](mailto:cspsupport@pun.unipune.ac.in)  
OR call us at 020-25699232 / 020-71533899



## User Manual For Campus Common Entrance Platform (CCEP) Academic Year 2021 - 2022

- After clicking on Ok, you can select again another document.
- If any document uploaded is wrong then you can remove it.
- If you want to remove your document, then click on **'Remove'**



The screenshot shows a web browser window with the URL [https://campus.unipune.ac.in/CCEP/CCEP\\_Student/Profile\\_DocumentInfo.aspx](https://campus.unipune.ac.in/CCEP/CCEP_Student/Profile_DocumentInfo.aspx). The page displays instructions for document uploads and a table of existing documents.

**4. Non-Creamy Layer Certificate if your Category is OBC/DT(A)/VJ/NT(B)/NT(C)/NT(D)/SBC**  
**5. Domicile Certificate IF you are a Maharashtra Domicile Candidate (Please read the definition below)**  
a) Maharashtra State Candidate - means a Candidate passing SSC (Std. X) and Higher Education thereafter from the State of Maharashtra.  
b) Maharashtra Domiciled Candidate - means a Candidate should be domicile of the State of Maharashtra.

Document Name	Extension	View	Remove
Photograph	.JPG		<a href="#">Remove</a>
Signature	.PNG		<a href="#">Remove</a>

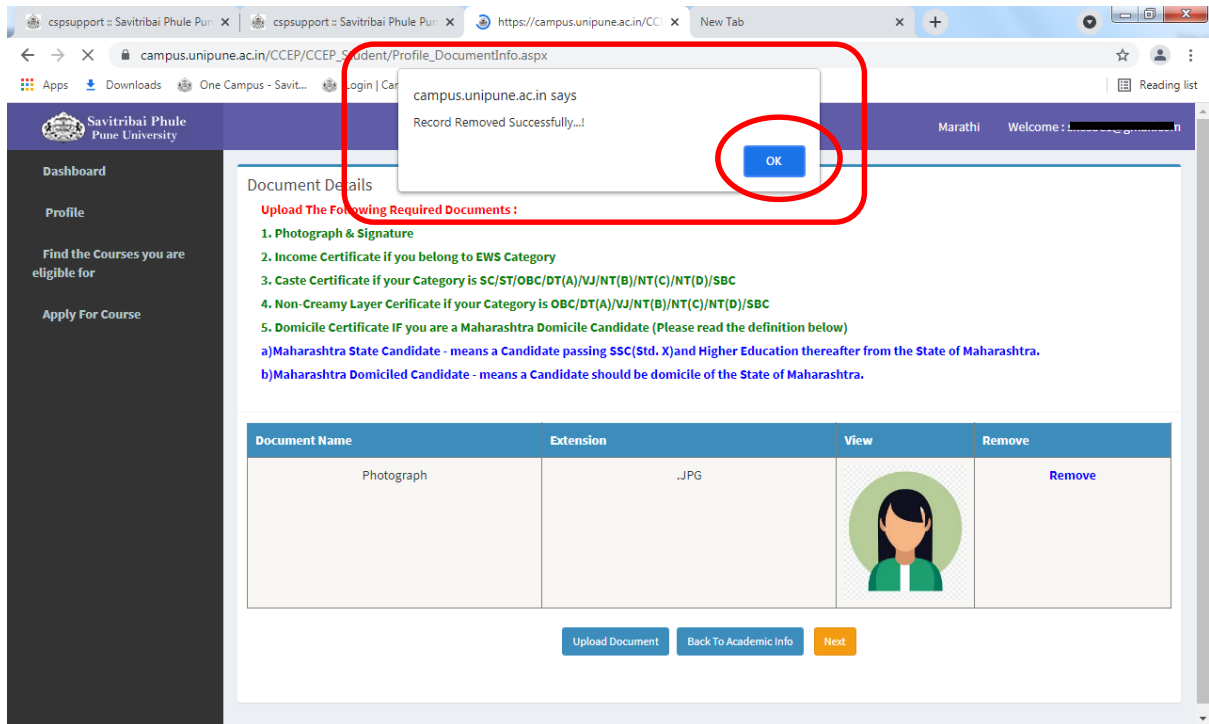
Buttons at the bottom: [Upload Document](#), [Back To Academic Info](#), [Next](#)

For queries mail us from your registered e-Mail address at - [ccep@pun.unipune.ac.in](mailto:ccep@pun.unipune.ac.in) OR call us at 020-25699232  
For Technical queries mail us from your registered e-Mail address at - [CPSupport@pun.unipune.ac.in](mailto:CPSupport@pun.unipune.ac.in) OR call us at 020-71533899

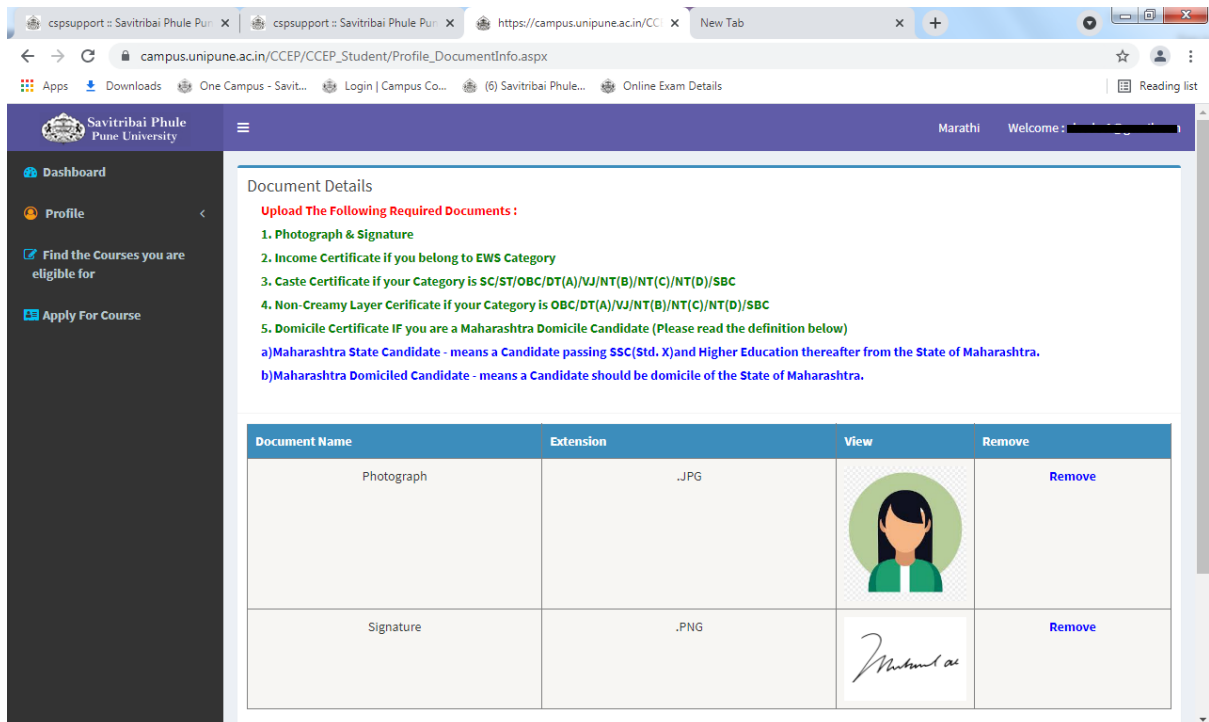


## User Manual For Campus Common Entrance Platform (CCEP) Academic Year 2021 - 2022

- You will get Message box 'Record Removed successfully..!'
- Click on that Message box Button 'OK'.



- After clicking on Ok, you will come to document details page to see remaining documents. You can again upload documents.
- Note that for Pre-Admission Photograph and Signature are Mandatory for all students.



For Technical queries mail us from your registered e-Mail address at - [cspsupport@pun.unipune.ac.in](mailto:cspsupport@pun.unipune.ac.in)  
OR call us at 020-25699232 / 020-71533899

## User Manual For Campus Common Entrance Platform (CCEP) Academic Year 2021 - 2022

- After completing your profile, check your Eligible Course.
- First check this eligibility criteria then apply for course.
- These eligibility criteria make it more clear which course you are eligible for taking admission.
- Select your current qualification degree and subject from the dropdown and choose eligible courses o Example: select 'B.A. Geography', you will be shown following eligible courses

♣ M. A. Geography

♣ P. G. B. Sc. (Applied) in GIS and Remote Sensing

Savitribai Phule Pune University (SPPU) Admission Process -2021 (This admission process is ONLY for the courses conducted at University Departments)

**1. Notification :**

- A) Post Graduate/Graduate/Integrated Courses (Online Entrance Exam - OEE) - View Notification/List of Courses/Course Eligibility
- B) Diploma & Certificate Courses - View Notification/List of Courses/Course Eligibility

**2. Application Process :**

- A) Fill up your profile with 1) Personal Information 2) Academic Information 3) Upload Required Documents
- B) Check the courses you are eligible for: Based on your qualifications find out the courses for which you are eligible to apply
- C) Apply for the courses you are eligible for. (Note: You can apply for multiple courses)

**3. Read User Manual & Proceed for the Application :**

Please read the User Manual before you apply. It gives clear instructions with screenshots which will make application process simple and easy for you - View User Manual

Dashboard

Please go to Profile and fill up 1) Personal Information 2) Academic Information 3) Upload Document. After completing the 'Profile' section find out various courses you are eligible for on the basis of your selection under 'Degree Exam Type' / 'Faculty Course' / 'Specialization Subject'. Select the course you wish to apply for and proceed. You can apply for multiple courses for which you are eligible. Once you apply for any course you will be shown fee payment option here.

For queries mail us from your registered e-Mail address at - [cccp@pun.unipune.ac.in](mailto:cccp@pun.unipune.ac.in) OR call us at 020-25699232

For Technical queries mail us from your registered e-Mail address at - [CSPSupport@pun.unipune.ac.in](mailto:CSPSupport@pun.unipune.ac.in) OR call us at 020-71533899

- Select your current qualification degree and subject from the dropdown

Verify the course's you are eligible to apply for. Use your qualification (Degree Exam Type/Faculty Course/Specialization Subject) to check the eligibility.

**How to find out the courses you are eligible to apply?**

- a) Choose your qualification from below list
- b) You will get your eligible courses with details
- c) You can eligible for those courses only.(You may apply for multiple courses)
- d) Go to apply for the course.

\* Select Degree Exam Type/Faculty Course/Specialization Subject:

--Select--  
--Select--  
(B)BMS  
10th Std. passed and above 18 years (without any knowledge of Prakrit subject)  
10th Std. passed and above 18 years (without any knowledge of sanskrit subject)  
A candidate who has either passed with minimum 50% of marks in aggregate (45% in case of reserved category candidates from Maharashtra State only) or appeared at the final year examination in any Bachelor's or Master's degree in Sciences (general or special w  
Advanced Diploma in Russian of any other University (with proof of altogether at least 500 hours classroom teaching) with minimum 60%  
Any Graduate who have completed certificate course "AYUSH" and Integrative health of Savitribai Phule Pune University.  
Any Graduate with at least Three months Certificate Course in Yoga Education from any recognized Institute / University.  
Any Graduate with One Year Diploma in Yoga from any recognized Institute / University.  
Any Graduate with Yoga as a Principle / Optional subject at degree level from any recognized Institute / University.  
Applicants graduating fresh from their bachelors are welcome; those having 0-5 years experience, or those wanting to renew their knowledge or seek fresh start are also welcome. All applications are, however, considered on their individual merits and all people wi  
B. A. History Special OR General Subject  
B. A. in any subject with Advance Diploma in Buddhist Studies or its equivalent  
B. A. in any subject with Advance Diploma in Pali or its equivalent  
B. A. in Buddhist studies (special or general subject)  
**B. A. in Geography with minimum 50% marks for open category & 45% marks for reserved category.**  
B. A. in Pali (special or general subject)  
B. A. in Sanskrit (special or general subject)  
B. A. Prakrit (Special or General)  
B. A. Sanskrit (Special or General)  
B. A. Sociology Special OR General Subject

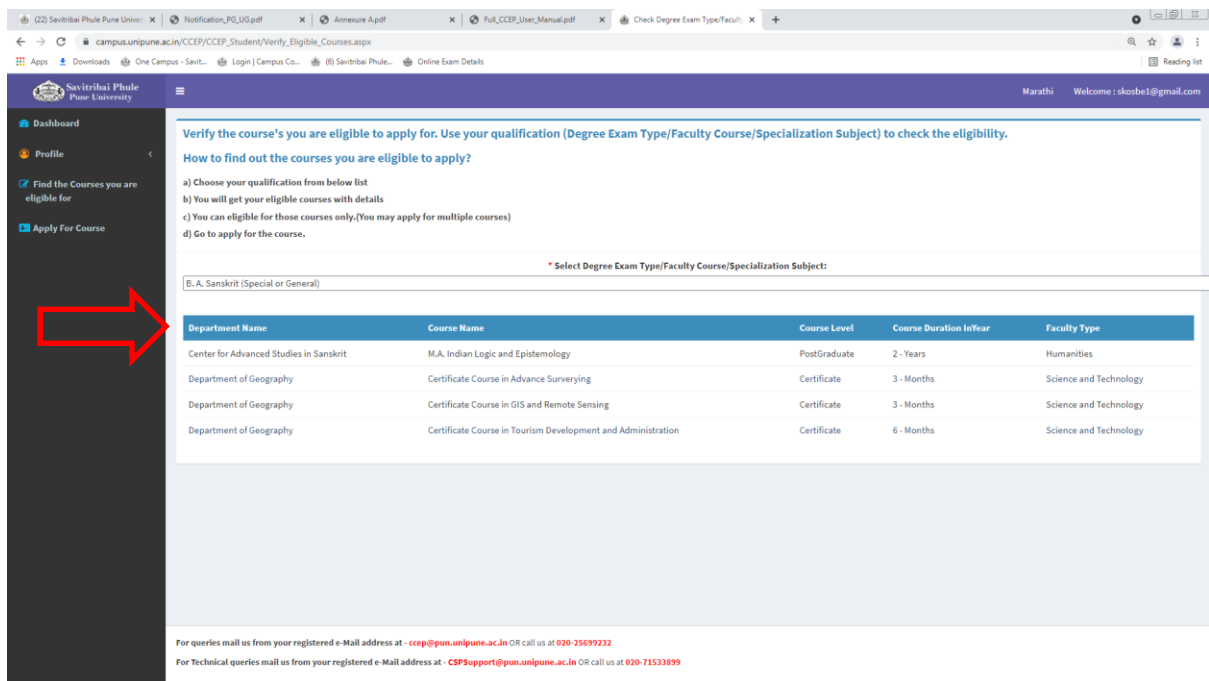
For queries mail us from your registered e-Mail address at - [cccp@pun.unipune.ac.in](mailto:cccp@pun.unipune.ac.in) OR call us at 020-25699232

For Technical queries mail us from your registered e-Mail address at - [CSPSupport@pun.unipune.ac.in](mailto:CSPSupport@pun.unipune.ac.in) OR call us at 020-71533899

For Technical queries mail us from your registered e-Mail address at - [cspsupport@pun.unipune.ac.in](mailto:cspsupport@pun.unipune.ac.in)  
OR call us at 020-25699232 / 020-71533899

## User Manual For Campus Common Entrance Platform (CCEP) Academic Year 2021 - 2022

- You will get details of all eligible department name and courses name for Post-Graduation Degree.



Verify the course's you are eligible to apply for. Use your qualification (Degree Exam Type/Faculty Course/Specialization Subject) to check the eligibility.

How to find out the courses you are eligible to apply?

- Choose your qualification from below list
- You will get your eligible courses with details
- You can eligible for those courses only.(You may apply for multiple courses)
- Go to apply for the course.

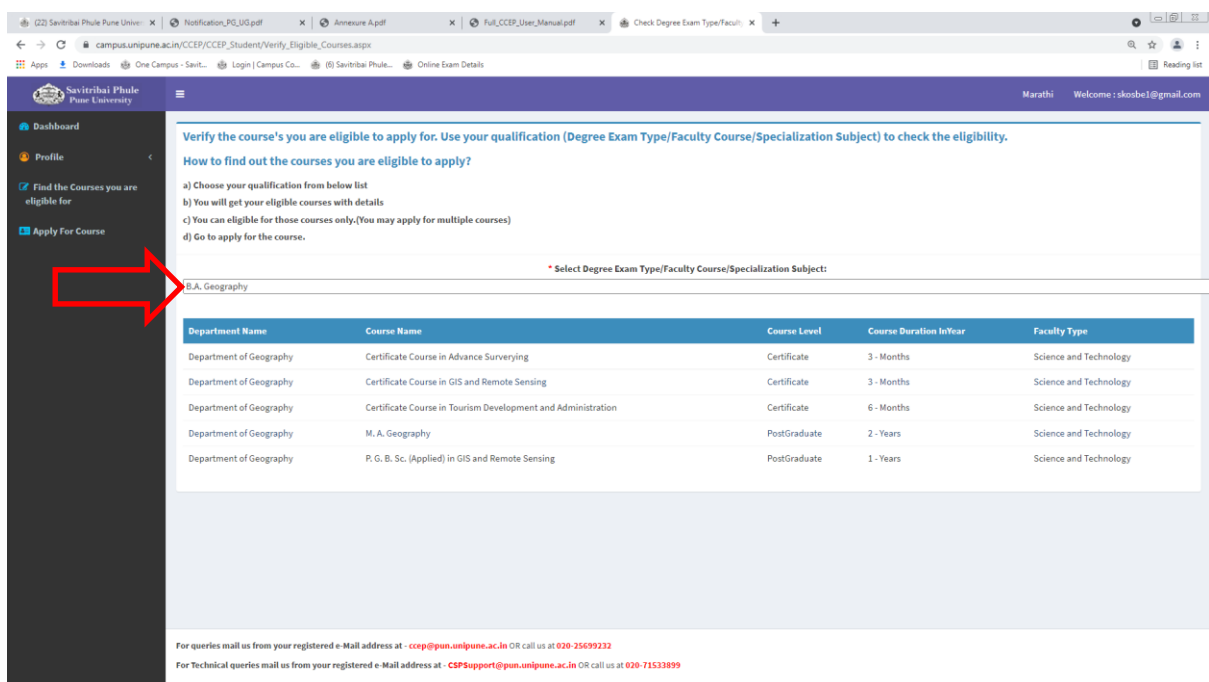
\* Select Degree Exam Type/Faculty Course/Specialization Subject:

B. A. Sanskrit (Special or General)

Department Name	Course Name	Course Level	Course Duration InYear	Faculty Type
Center for Advanced Studies in Sanskrit	M.A. Indian Logic and Epistemology	PostGraduate	2 - Years	Humanities
Department of Geography	Certificate Course in Advance Surveying	Certificate	3 - Months	Science and Technology
Department of Geography	Certificate Course in GIS and Remote Sensing	Certificate	3 - Months	Science and Technology
Department of Geography	Certificate Course in Tourism Development and Administration	Certificate	6 - Months	Science and Technology

For queries mail us from your registered e-Mail address at - [ccp@pun.unipune.ac.in](mailto:ccp@pun.unipune.ac.in) OR call us at 020-2569232  
For Technical queries mail us from your registered e-Mail address at - [CSPSupport@pun.unipune.ac.in](mailto:CSPSupport@pun.unipune.ac.in) OR call us at 020-71533899

- Again you can select another degree name or course name and get details of all eligible course name



Verify the course's you are eligible to apply for. Use your qualification (Degree Exam Type/Faculty Course/Specialization Subject) to check the eligibility.

How to find out the courses you are eligible to apply?

- Choose your qualification from below list
- You will get your eligible courses with details
- You can eligible for those courses only.(You may apply for multiple courses)
- Go to apply for the course.

\* Select Degree Exam Type/Faculty Course/Specialization Subject:

B.A. Geography

Department Name	Course Name	Course Level	Course Duration InYear	Faculty Type
Department of Geography	Certificate Course in Advance Surveying	Certificate	3 - Months	Science and Technology
Department of Geography	Certificate Course in GIS and Remote Sensing	Certificate	3 - Months	Science and Technology
Department of Geography	Certificate Course in Tourism Development and Administration	Certificate	6 - Months	Science and Technology
Department of Geography	M. A. Geography	PostGraduate	2 - Years	Science and Technology
Department of Geography	P. G. B. Sc. (Applied) in GIS and Remote Sensing	PostGraduate	1 - Years	Science and Technology

For queries mail us from your registered e-Mail address at - [ccp@pun.unipune.ac.in](mailto:ccp@pun.unipune.ac.in) OR call us at 020-2569232  
For Technical queries mail us from your registered e-Mail address at - [CSPSupport@pun.unipune.ac.in](mailto:CSPSupport@pun.unipune.ac.in) OR call us at 020-71533899

- This is only for your information, so you can get details about which courses you are eligible for taking admission.

For Technical queries mail us from your registered e-Mail address at - [cspsupport@pun.unipune.ac.in](mailto:cspsupport@pun.unipune.ac.in)  
OR call us at 020-2569232 / 020-71533899

# User Manual For Campus Common Entrance Platform (CCEP) Academic Year 2021 - 2022

- Now in **Application** tab, click on **'Apply For Course'**

Savitribai Phule Pune University (SPPU) Admission Process -2021

(This admission process is ONLY for the courses conducted at University Departments)

- 1. Notification :**
  - A) Post Graduate/Graduate/Integrated Courses (Online Entrance Exam - OEE) - View Notification/List of Courses/Course Eligibility
  - B) Diploma & Certificate Courses - View Notification/List of Courses/Course Eligibility
- 2. Application Process :**
  - A) Fill up your profile with 1) Personal Information 2) Academic Information 3) Upload Required Documents
  - B) Check the courses you are eligible for: Based on your qualifications find out the courses for which you are eligible to apply
  - C) Apply for the courses you are eligible for. (Note: You can apply for multiple courses)
- 3. Read User Manual & Proceed for the Application :**

Please read the User Manual before you apply. It gives clear instructions with screenshots which will make application process simple and easy for you - View User Manual

Dashboard

Please go to Profile and fill up 1) Personal Information 2) Academic Information 3) Upload Document. After completing the 'Profile' section find out various courses you are eligible for on the basis of your selection under 'Degree Exam Type'/'Faculty Course'/'Specialization Subject'. Select the course you wish to apply for and proceed. You can apply for multiple courses for which you are eligible. Once you apply for any course you will be shown fee payment option here.

- Select Faculty Type in given list

Apply For Course(Course Information)

\* Select Faculty: --Select--  
--Select--  
All  
Science and Technology  
Commerce and Management  
Humanities  
Interdisciplinary Studies  
Other

For queries mail us from your registered e-Mail address at - [ccep@pun.unipune.ac.in](mailto:ccep@pun.unipune.ac.in) OR call us at 020-25699232

For Technical queries mail us from your registered e-Mail address at - [CSPSupport@pun.unipune.ac.in](mailto:CSPSupport@pun.unipune.ac.in) OR call us at 020-71533899

For Technical queries mail us from your registered e-Mail address at - [cspsupport@pun.unipune.ac.in](mailto:cspsupport@pun.unipune.ac.in)  
OR call us at 020-25699232 / 020-71533899

## User Manual For Campus Common Entrance Platform (CCEP) Academic Year 2021 - 2022

- Select Course Level like Post graduate/Graduate or Diploma & Certificate Course or MPSC & UPSC Coaching.

Apply For Course(Course Information)

\* Select Faculty: All

\* Select Course Level

Post Graduate/Graduate/Integrated/Interdisciplinary Courses  Diploma & Certificate Courses  MPSC & UPSC Coaching Programme

A) Post Graduate/Graduate/Integrated Courses (Online Entrance Exam - OEE) - View Notification

View Info & Apply	Department Name	Course Name	Course Level
<a href="#">View Info &amp; Apply</a>	Center for Advanced Studies in Sanskrit	M.A. Indian Logic and Epistemology	PostGraduate
<a href="#">View Info &amp; Apply</a>	Center for Advanced Studies in Sanskrit	M.A. Sanskrit Linguistics	PostGraduate
<a href="#">View Info &amp; Apply</a>	Center for Performing Arts	M.A. (Dance)	PostGraduate
<a href="#">View Info &amp; Apply</a>	Center for Performing Arts	M.A. (Music)	PostGraduate
<a href="#">View Info &amp; Apply</a>	Center for Performing Arts	M.A. Music (Five Years Integrated)	PostGraduate
<a href="#">View Info &amp; Apply</a>	Center for Performing Arts	M.A.(Drama)	PostGraduate

- You will get the list of all courses, select any one course. Click on 'View Info & Apply'

Apply For Course(Course Information)

\* Select Faculty: All

\* Select Course Level

Post Graduate/Graduate/Integrated/Interdisciplinary Courses  Diploma & Certificate Courses  MPSC & UPSC Coaching Programme

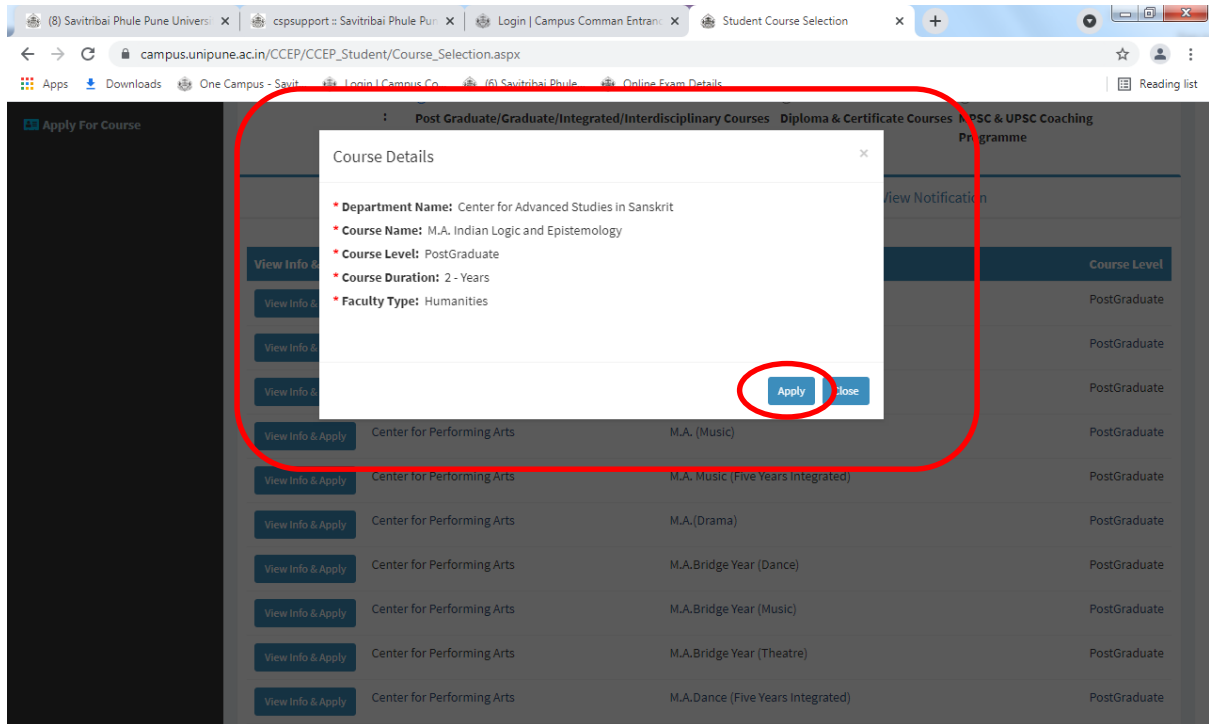
A) Post Graduate/Graduate/Integrated Courses (Online Entrance Exam - OEE) - View Notification

View Info & Apply	Department Name	Course Name	Course Level
<a href="#">View Info &amp; Apply</a>	Center for Advanced Studies in Sanskrit	M.A. Indian Logic and Epistemology	PostGraduate
<a href="#">View Info &amp; Apply</a>	Center for Advanced Studies in Sanskrit	M.A. Sanskrit Linguistics	PostGraduate
<a href="#">View Info &amp; Apply</a>	Center for Performing Arts	M.A. (Dance)	PostGraduate
<a href="#">View Info &amp; Apply</a>	Center for Performing Arts	M.A. (Music)	PostGraduate
<a href="#">View Info &amp; Apply</a>	Center for Performing Arts	M.A. Music (Five Years Integrated)	PostGraduate
<a href="#">View Info &amp; Apply</a>	Center for Performing Arts	M.A.(Drama)	PostGraduate

For Technical queries mail us from your registered e-Mail address at - [cspsupport@pun.unipune.ac.in](mailto:cspsupport@pun.unipune.ac.in)  
OR call us at 020-25699232 / 020-71533899

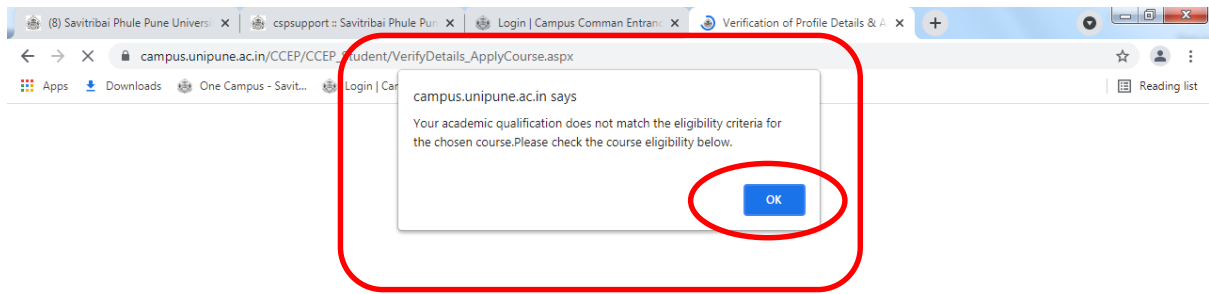
## User Manual For Campus Common Entrance Platform (CCEP) Academic Year 2021 - 2022

- Department Course details will be open. If you want to apply that course then click on Button **'Apply'**.
- If you don't want to apply then click on **'Close'**

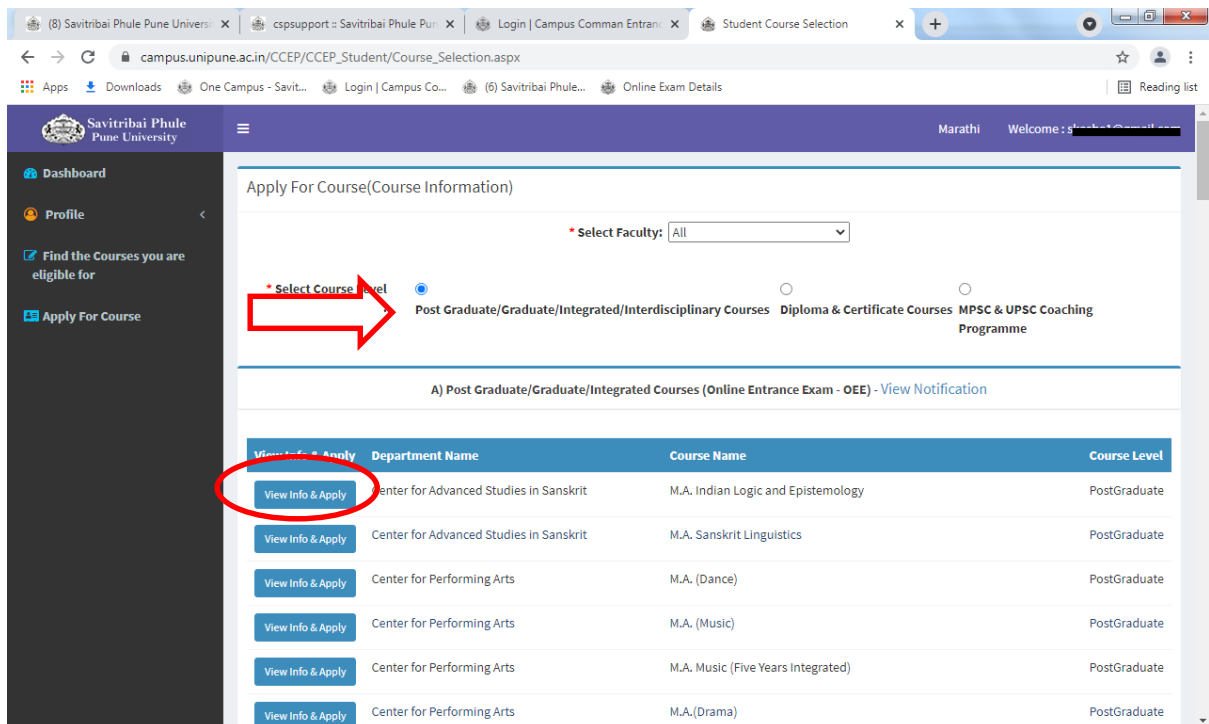


- If Eligibility Details do not match then this message box will be open.
- You will get Message box **'Eligibility Details Not Fulfilled! Please check Selected Course Eligibility Details Below.'**
- Click on that Message box Button **'OK'**.

## User Manual For Campus Common Entrance Platform (CCEP) Academic Year 2021 - 2022



- Update your Qualification details first then again click Apply for Course.
- You will get the list of all courses, select any one course. Click on **'View Info & Apply'**



- Department Course details will be open. If you want to apply that course then click on Button **'Apply'**.
- If you don't want to apply then click on **'Close'**

For Technical queries mail us from your registered e-Mail address at - [cspsupport@pun.unipune.ac.in](mailto:cspsupport@pun.unipune.ac.in)  
OR call us at 020-25699232 / 020-71533899

## User Manual For Campus Common Entrance Platform (CCEP) Academic Year 2021 - 2022

The screenshot shows the 'Course Selection' page on the CCEP platform. A modal window titled 'Course Details' is open, displaying the following information:

- Department Name: Center for Advanced Studies in Sanskrit
- Course Name: M.A. Indian Logic and Epistemology
- Course Level: PostGraduate
- Course Duration: 2 - Years
- Faculty Type: Humanities

At the bottom of the modal, there are two buttons: 'Apply' (highlighted with a red circle) and 'Close'.

Below the modal, a table lists available courses:

View Info & Apply	Department Name	Course Name	Course Level
View Info & Apply	Center for Advanced Studies in Sanskrit	M.A. Indian Logic and Epistemology	PostGraduate
View Info & Apply	Center for Advanced Studies in Sanskrit	M.A. Sanskrit Linguistics	PostGraduate
View Info & Apply	Center for Performing Arts	M.A. (Dance)	PostGraduate
View Info & Apply	Center for Performing Arts	M.A. (Music)	PostGraduate
View Info & Apply	Center for Performing Arts	M.A. Music (Five Years Integrated)	PostGraduate
View Info & Apply	Center for Performing Arts	M.A.(Drama)	PostGraduate

- Now you are in Personal Information Page. We will show you all details filled by you with eligibility details.

The screenshot shows the 'Verification of Profile Details & Application' page. The 'My Selected Course & Eligibility Details' section contains the following table:

Name of Department	Course Name	Course Eligibility
Department Of Mathematics	M.Sc. Mathematics	(Subject Name -B.Sc. Mathematics) - (Degree/Exam Type - Graduate, Degree/Exam Name - B.Sc.)

The 'My Personal Information' section contains the following table:

Full Name	Mother Name	Email ID	Mobile No.	Gender	Date of Birth	Category	Non Creamy Layer	Phy. Handicap (Differently abled person)	Participated In Sports/Cultural Competition	Children Of Defence Personal/Ex Servicemen	Migrant stud. from Jammu and Kashmir
TESTT	RRRRR	TESTT	TESTTT	Female	23/04/1996	OPEN	No	No	No	No	No

For Technical queries mail us from your registered e-Mail address at - [cspsupport@pun.unipune.ac.in](mailto:cspsupport@pun.unipune.ac.in)  
OR call us at 020-25699232 / 020-71533899



My Academic Information

Degree Exam Type	Degree Exam Name	University Borad Name	Result Type	Passing Month & Year	PRN	Special Subject/s	General Subject/s	Marks Obtained	Marks Out Of	Percentage	CGPA Obtained	CGPA Out Of	Grade
SSC	SSC	SSC Old	Passed	Feb-2006				398.00	500.00	79.60			
Graduate	B.C.A.	A.P.J. Abdul Kalam Technological University	Appeared	-									
HSC	HSC	Board of Secondary Education, Madhya Pradesh	Appeared	-		HSC (with English). It is essential that the applicant has previous training and sufficient work experience in Dance, HSC (Science, Commerce & Arts).							
SSC	SSC	CBSE	Appeared	-		Basic Qualification : ICSE with 10th standard,							

My Experience Details



Experience Details not added!

My Document Details

Sr.No	Document Name	Extension	View
-------	---------------	-----------	------

- Documents details

My Document Details

Sr.No	Document Name	Extension	View
1	Domicile certificate	.PDF	<a href="#">View</a>
2	Signature	.PNG	
3	Photograph	.PNG	
4	H.S.C. Marksheet	.PDF	<a href="#">View</a>
5	Last Qualifying Exam Marksheet	.PDF	<a href="#">View</a>
6	Caste Certificate	.PDF	<a href="#">View</a>

\* Machine Availability @your Home:      \* Internet Connectivity @your Place:      \* Choose Your Internet Bandwidth:

# User Manual For Campus Common Entrance Platform (CCEP) Academic Year 2021 - 2022

The screenshot shows a web browser window with the URL `campus.unipune.ac.in/CCEP/Student/VerifyDetails_ApplyCourse.aspx`. The page displays a table with the following data:

Sl.No	Document Name	Extension	View
1	Photograph	.JPG	
2	Signature	.PNG	

Below the table, there are three sections of radio button options:

- Machine Availability @your Home:**
  - Laptop
  - Desktop
  - Only Smart Phone Mobile
  - None
- Internet Connectivity @your Place:**
  - Wired Broadband
  - Wireless Broadband
  - Mobile Network 4G
  - Mobile Network 3G or less
  - None
- Choose Your Internet Bandwidth:**
  - 2G
  - 3G
  - 4G/LTE
  - 1 Mbps
  - 2 Mbps
  - 4 Mbps & above
  - None

At the bottom, there is a button labeled "Read Declaration & Apply for Course" and a "Cancel" button. A red arrow points to this button.

For queries mail us from your registered e-Mail address at - [cccp@pun.unipune.ac.in](mailto:cccp@pun.unipune.ac.in) OR call us at 020-25699232  
For Technical queries mail us from your registered e-Mail address at - [CSPSupport@pun.unipune.ac.in](mailto:CSPSupport@pun.unipune.ac.in) OR call us at 020-71533899

- Then click on 'Read Declaration And Apply for Course'

This screenshot is identical to the one above, showing the same application form with the "Read Declaration & Apply for Course" button highlighted by a red arrow.

For Technical queries mail us from your registered e-Mail address at - [cccp@pun.unipune.ac.in](mailto:cccp@pun.unipune.ac.in)  
OR call us at 020-25699232 / 020-71533899

## User Manual For Campus Common Entrance Platform (CCEP) Academic Year 2021 - 2022

- Read declaration carefully and click on Button 'Agree Declaration & Apply For Course'

The screenshot shows a web browser window with the URL [campus.unipune.ac.in/CCEP/CCEP\\_Student/VerifyDetails\\_ApplyCourse.aspx](https://campus.unipune.ac.in/CCEP/CCEP_Student/VerifyDetails_ApplyCourse.aspx). The page displays a form with fields for 'Photograph' and 'Signature'. Below these fields are three sections of radio button options: 'Machine Availability @your Home:', 'Internet Connectivity @your Place:', and 'Choose Your Internet Bandwidth:'. At the bottom of the form, there is a declaration text: 'I hereby declare that all statements made in this application are true, complete and correct to the best of my knowledge and belief. I understand that in the event of any information being found false or incorrect, my candidature is liable to be cancelled or rejected. I am aware that I need to obtain and produce my relevant certificates enlisted above at the time of admission. I am also aware that failure to submit the certificates and documents in the stipulated time period may lead to the cancellation of my admission. The fee once paid for that process will not be refunded or adjusted under any circumstances.' Below the declaration text, there are two buttons: 'Read Declaration & Apply for Course' (blue) and 'Cancel' (orange). A red arrow points to a green button labeled 'Agree Declaration & Apply for Course' which is highlighted with a red circle.

- Read the message carefully before applying for the course.
- If you want to Apply then click on Ok button.

This screenshot shows the same application form as above, but with a confirmation dialog box overlaid in the center. The dialog box contains the text: 'campus.unipune.ac.in says Please confirm all the details filled under your Profile. Application once created will not be removed, edited under any circumstances?'. It has two buttons: 'OK' (blue) and 'Cancel' (grey).

## User Manual For Campus Common Entrance Platform (CCEP) Academic Year 2021 - 2022

- Now you are on Dashboard page. Now go to online payment process.
- Click on 'Pay/Print'

Savitribai Phule Pune University (SPPU) Admission Process -2021 (This admission process is ONLY for the courses conducted at University Departments)

**1. Notification :**

A) Post Graduate/Graduate/Integrated Courses (Online Entrance Exam - OEE) - View Notification/List of Courses/Course Eligibility  
B) Diploma & Certificate Courses - View Notification/List of Courses/Course Eligibility

**2. Application Process :**

A) Fill up your profile with 1) Personal Information 2) Academic Information 3) Upload Required Documents  
B) Check the courses you are eligible for: Based on your qualifications find out the courses for which you are eligible to apply  
C) Apply for the courses you are eligible for. (Note: You can apply for multiple courses)

**3. Read User Manual & Proceed for the Application :**

Please read the User Manual before you apply. It gives clear instructions with screenshots which will make application process simple and easy for you - View User Manual

Dashboard

Remove	Application ID	Application For	Status (Entrance)	Print Receipt (Entrance)	Update Application Info	Hall Ticket (Entrance)	Apply For Admission
NA	210000813	M.A. Psychology	Printed	Pay/Print Payment Received (Online)			

For queries mail us from your registered e-Mail address at - [cccp@pun.unipune.ac.in](mailto:cccp@pun.unipune.ac.in) OR call us at 020-25699232  
For Technical queries mail us from your registered e-Mail address at - [CSPSupport@pun.unipune.ac.in](mailto:CSPSupport@pun.unipune.ac.in) OR call us at 020-71533899

- Click on 'Proceed for Payment'.

**SAVITRIBAI PHULE PUNE UNIVERSITY**  
सावित्रीबाई फुले पुणे विद्यापीठ  
॥ यः क्रियाम् स पण्डितः ॥

**Online Payment Process**

Application No.	: 198500534	Challan No.	: 19870011529
Amount	: 500.00	Full Name	: LNAME FNAME MNAME
Email ID	: [redacted]@pun.unipune.ac.in	Mobile No.	: [redacted]
Address Line 1	: [redacted]	Address Line 2:	: [redacted]
City	: [redacted]	State	: MAHARASHTRA
Country	: INDIA	Zipcode	: 546456

**Proceed for Payment**

**IMP NOTES:**  
Do not attempt your transaction second time if you have already attempted, please check if amount is debited from your bank account. If amount is debited and not updated in University website, then please mail or contact to our respective department or section.

**Norton SECURED**  
powered by **digicert**  
ABOUT SSL CERTIFICATES

COPYRIGHT © 2019 SAVITRIBAI PHULE PUNE UNIVERSITY  
ALL RIGHTS RESERVED.

- **Note:** The Entrance Fee once paid for that process will not be refunded or adjusted under any circumstance.

For Technical queries mail us from your registered e-Mail address at - [cspsupport@pun.unipune.ac.in](mailto:cspsupport@pun.unipune.ac.in)  
OR call us at 020-25699232 / 020-71533899

## User Manual For Campus Common Entrance Platform (CCEP) Academic Year 2021 - 2022

- After payment, click on **'Pay/Print'** link to download application form with **'Payment Receipt'**

**Savitribai Phule Pune University (SPPU) Admission Process -2021** (This admission process is ONLY for the courses conducted at University Departments)

**1. Notification :**  
 A) Post Graduate/Graduate/Integrated Courses (Online Entrance Exam - OEE) - View Notification/List of Courses/Course Eligibility  
 B) Diploma & Certificate Courses - View Notification/List of Courses/Course Eligibility

**2. Application Process :**  
 A) Fill up your profile with 1) Personal Information 2) Academic Information 3) Upload Required Documents  
 B) Check the courses you are eligible for: Based on your qualifications find out the courses for which you are eligible to apply  
 C) Apply for the courses you are eligible for. (Note: You can apply for multiple courses)

**3. Read User Manual & Proceed for the Application :**  
 Please read the User Manual before you apply. It gives clear instructions with screenshots which will make application process simple and easy for you - View User Manual

Remove	Application ID	Application For	Status (Entrance)	Print Receipt (Entrance)	Update Application Info	Hall Ticket (Entrance)	Apply for Admission
	NA	210600082	M.Sc. Zoology	Printed	<b>Pay/Print</b> (Not Received (Detail))		

For queries mail us from your registered e-Mail address at - [cccp@pun.unipune.ac.in](mailto:cccp@pun.unipune.ac.in) OR call us at 020-25699232  
 For Technical queries mail us from your registered e-Mail address at - [CCPSupport@pun.unipune.ac.in](mailto:CCPSupport@pun.unipune.ac.in) OR call us at 020-71533899

Application\_Form...PDF

- Downloaded application form will look like (Part I)

**SAVITRIBAI PHULE PUNE UNIVERSITY**  
 Application for *Campus Common Entrance Platform(Entrance)*

**Students Basic Details**

Full Name LNAME FNAME MNAME			
Mother Name MOTHERNAME			
Date of Birth	Gender Male	Category OPEN	
Nationality INDIAN	Domicile Maharashtra	Blood Group A+	
Address gdfg			
State MAHARASHTRA	District DHULE	Taluka sdf	
Pincode 546456	Mobile	Email @unipune.ac.in	
Parent's Mobile No	Aadhaar Card No Not Available	Apply For Hostel Yes	
Non-Creamy Layer No	Token No No		
Physical Handicapped No	Migrant stud. from Jammu and Kashmir		No
Participated In Sports / Cultural Competition	Yes - Sport - National	Is Children Of Defense Personal / Ex Servicemen No	
Is Minority Yes - Religious - gdfg			

**Application details**


Department Name	Bioinformatics Centre		
Course Name	M.Sc. Bioinformatics	Admission For 2019-2020	
Center For Entrance Test	Jalgaon		

**Qualifying Exam Details**

Type of Exam	Graduate	Name of Exam B.E.	
University/Board Name	Savitribai Phule Pune University		Passing Month-Year Apr-2019
Marks Obtained/ Out of	700.00/800.00		Percentage 88.00
Subjects B.E. (Electronics and Telecommunication)			

For Technical queries mail us from your registered e-Mail address at - [ccpsupport@pun.unipune.ac.in](mailto:ccpsupport@pun.unipune.ac.in)  
 OR call us at 020-25699232 / 020-71533899

- Downloaded application form will look like (Part II)

  
**SAVITRIBAI PHULE PUNE UNIVERSITY**  
Application for *Campus Common Entrance Platform(Entrance)*

100500534

**Documents to be submitted along with Application form at the time of Admission**

Self Attest/Attested true copy of statement of marks passing of all Years
Self Attest/Attested true copy of Provisional Certificate (if applicable)
Self Attest/Attested true copy of Migration Certificate (if applicable)
Self Attest/Attested true copy Domicile Certificate
Self Attest/Attested true copy National Level/State Level/University Level Sport Certificate (if applicable)
Self Attest/Attested true copy Cultural Competitions Certificate (if applicable)
Self Attest/Attested true copy of 10th and 12th Marksheets.


**Note :** Candidates are NOT required to submit printout of application/documents to the University after online submission of application. However, above mentioned documents have to be submitted to the respective Department at the time of admission.

**Declaration :**

I hereby declare that all statements made in this application are true, complete and correct to the best of my knowledge and belief. I understand that in the event of any information being found false or incorrect, my candidature is liable to be cancelled or rejected. I am aware that I need to obtain and produce my Original Certificates enlisted above at the time of admission. The fee once paid for that process will not be refunded or adjusted under any circumstance.

Place: \_\_\_\_\_ Date: \_\_\_\_\_ Signature \_\_\_\_\_

- Downloaded application form will look like (Part III) with payment receipt.

  
**SAVITRIBAI PHULE PUNE UNIVERSITY**  
Application for *Campus Common Entrance Platform(Entrance)*

100500534

**Payment Receipt**

Transaction Id	testtransactioniid
Transaction Date	May 7 2019 4:33PM
Payment ID	XXXXXXXXXX
Full Name	LNAME FNAME MNAME
Mobile Number	XXXXXXXXXX
Challan Number	XXXXXXXXXX
Payment Amount(INR)	500.00
Transaction Status	OK-Request Successful

